

**Institution: Central Washington University (234827)**

**User ID: P2348273**

**Completions Overview**

Welcome to the IPEDS Completions survey component. The Completions component is one of several IPEDS components that is conducted during the Fall data collection period. It collects the number of degrees and certificates awarded by field of study, level of award, race/ethnicity, and gender. The reporting period for the Completions component is during the 12-month time period beginning July 1 of the previous calendar year and ending June 30 of the current calendar year; therefore, for this year's Completions component, the reporting period is between July 1, 2014 and June 30, 2015. The Completions component is also collecting the number of students (e.g., completers) who earned awards between July 1, 2014 and June 30, 2015.

**Completions Common Errors**

Some common completions component errors include the following:

- Including award levels on your current year Completions that were not reported on your previous year's (PY) Institutional Characteristics (IC). [Award levels in the PY IC component cannot be changed; therefore, contact the IPEDS Help Desk at 1-877-225-2568 if you need assistance.]
- Forgetting to select CIP codes for new programs of study that are offered by the institution, but do not have completions for the reporting period.
- Forgetting to enter in zero in at least one of the cells for CIP codes that do not have completions.

**Recent Changes**

- The following question on **distance education** has been added to the bottom of each individual "CIP Data" screen:  
"Is this program offered as a distance education program?"
- The following two screens, which collect data specifically on students were added to this component, beginning in the 2013-14 survey year:
  - **"All Completers"** - Collects the number of students who earned an award between July 1, 2014 and June 30, 2015 by gender and race/ethnicity. (The intent of this screen is to collect an **unduplicated count** of total numbers of completers.)
  - **"Completers by Level"** - Collects the number of students who earned an award between July 1, 2014 and June 30, 2015 by award level and 1) by gender; 2) by race/ethnicity; and 3) by age.
- The definition for Post-baccalaureate Certificate has changed slightly for the 2015-16 collection. The new definition is as follows: **An award that requires completion of an organized program of study beyond the bachelor's. It is designed for persons who have completed a baccalaureate degree, but does not meet the requirements of a master's degree.**

**NOTE: Even though Teacher Preparation certificate programs may require a bachelor's degree for admission, they are considered sub-baccalaureate undergraduate programs, and students in these programs are undergraduate students.**

**General Information**

CIP Codes:

The [CIP 2010 Website](#) includes a list of new CIP codes, a list of deleted CIP codes, a list of moved CIP Codes, and an online crosswalk of the 2000 CIP and 2010 CIP.

The Resources Page of the CIP 2010 website contains many valuable resources including:

- CIP 2010 Manual and copies of previous editions of the CIP Manual
- Crosswalk between the 2000 CIP codes and the 2010 CIP codes in Excel format

Keep in mind that some information provided by institutions on the Completions component appear in the [College Navigator](#), which is a major tool used by consumers searching for information about postsecondary education. It is therefore vitally important that you include accurate information about your institution.

Survey materials can be downloaded using the following link: [Survey Materials](#).

The prior year revision system can be accessed using the following link: [Prior Year Revision System](#)



CIPCODE	Award Level	Major	Gender	Non Resident Alien	Hispanic / Latino	American Indian or Alaska Native	Asian	Black or African American	Native Hawaiian or Other Pacific Islander	White	Two or more Races	Race/ ethnicity unknown	Total	distance education program
Public Relations, Advertising, and Applied Communication	1 - Awards of less than 1 academic year		Total	0	0	0	0	0	0	0	0	0	0	No
09.0902 Public Relations/Image Management	5 - Bachelor's degree	1	Men	0	4	0	0	3	0	15	0	3	25	
			Women	0	4	1	0	1	0	25	9	1	41	
			Total	0	8	1	0	4	0	40	9	4	66	No
09.0902 Public Relations/Image Management	5 - Bachelor's degree	2	Men	0	0	0	0	0	0	0	0	0	0	
			Women	0	0	0	0	0	0	0	0	0	0	
			Total	0	0	0	0	0	0	0	0	0	0	No
11.0103 Information Technology	1 - Awards of less than 1 academic year	1	Men	0	0	0	0	0	0	0	1	0	1	
			Women	0	0	0	0	0	0	0	0	0	0	
			Total	0	0	0	0	0	0	0	1	0	1	No
11.0103 Information Technology	5 - Bachelor's degree	1	Men	0	1	0	3	1	0	16	1	2	24	
			Women	0	0	0	0	1	0	3	0	1	5	
			Total	0	1	0	3	2	0	19	1	3	29	No
11.0103 Information Technology	5 - Bachelor's degree	2	Men	0	0	0	0	0	0	0	0	0	0	
			Women	0	0	0	0	0	0	0	0	0	0	
			Total	0	0	0	0	0	0	0	0	0	0	No
11.0701 Computer Science	5 - Bachelor's degree	1	Men	0	1	0	2	1	2	20	3	3	32	
			Women	0	0	0	0	1	0	3	0	0	4	
			Total	0	1	0	2	2	2	23	3	3	36	No
11.0701 Computer Science	7 - Master's degree	1	Men	0	0	0	0	0	0	2	0	0	2	
			Women	0	0	0	0	0	0	0	0	0	0	
			Total	0	0	0	0	0	0	2	0	0	2	No
11.0801 Web Page, Digital/Multimedia and Information Resources Design	1 - Awards of less than 1 academic year	1	Men	0	0	0	0	0	0	0	0	0	0	
			Women	0	0	0	0	0	0	1	0	0	1	
			Total	0	0	0	0	0	0	1	0	0	1	No
11.0801 Web Page, Digital/Multimedia and Information Resources Design	5 - Bachelor's degree	1	Men	0	1	0	0	0	1	3	0	0	5	
			Women	1	0	0	1	0	0	0	0	1	3	
			Total	1	1	0	1	0	1	3	0	1	8	No
11.0801 Web Page, Digital/Multimedia and Information Resources Design	5 - Bachelor's degree	2	Men	0	0	0	0	0	0	0	0	0	0	
			Women	0	0	0	0	0	0	2	0	0	2	
			Total	0	0	0	0	0	0	2	0	0	2	No
11.0802 Data Modeling/Warehousing and Database Administration	1 - Awards of less than 1 academic year	1	Men	0	0	0	0	0	0	0	1	0	1	
			Women	0	0	0	0	0	0	0	0	0	0	
			Total	0	0	0	0	0	0	0	1	0	1	No
11.1002 System, Networking, and LAN/WAN Management/Manager	5 - Bachelor's degree	1	Men	1	2	0	0	0	1	20	1	0	25	
			Women	0	0	0	0	0	0	1	0	0	1	
			Total	1	2	0	0	0	1	21	1	0	26	No
11.1002 System, Networking, and LAN/WAN Management/Manager	5 - Bachelor's degree	2	Men	0	0	0	0	0	0	0	0	1	1	
			Women	0	0	0	0	0	0	0	0	0	0	
			Total	0	0	0	0	0	0	0	0	1	1	No
11.1003		1	Men	0	0	0	0	0	0	1	1	2	4	

CIPCODE	Award Level	Major	Gender	Non Resident Alien	Hispanic / Latino	American Indian or Alaska Native	Asian	Black or African American	Native Hawaiian or Other Pacific Islander	White	Two or more Races	Race/ ethnicity unknown	Total	distance education program
Computer and Information Systems Security/Information Assurance	5 - Bachelor's degree		Women	0	0	0	0	0	0	1	0	0	1	
			Total	0	0	0	0	0	0	2	1	2	5	No
11.9999 Computer and Information Sciences and Support Services, Other	1 - Awards of less than 1 academic year	1	Men	0	0	0	0	0	0	0	0	0	0	
			Women	0	0	0	0	0	0	0	0	0	0	
			Total	0	0	0	0	0	0	0	0	0	0	No
12.0510 Wine Steward/Sommelier	1 - Awards of less than 1 academic year	1	Men	0	0	0	0	0	0	0	0	0	0	
			Women	0	0	0	0	0	0	0	0	0	0	
			Total	0	0	0	0	0	0	0	0	0	0	No
12.0599 Culinary Arts and Related Services, Other	1 - Awards of less than 1 academic year	1	Men	0	0	0	0	0	0	0	0	0	0	
			Women	0	0	0	0	0	0	0	0	0	0	
			Total	0	0	0	0	0	0	0	0	0	0	No
13.0101 Education, General	5 - Bachelor's degree	1	Men	0	0	0	1	0	0	2	0	0	3	
			Women	0	1	0	0	0	1	0	2			
			Total	0	1	0	1	0	3	0	0	5	No	
13.0101 Education, General	7 - Master's degree	1	Men	0	0	0	0	0	0	0	0	0	0	
			Women	0	0	0	0	0	0	0	0	0	0	
			Total	0	0	0	0	0	0	0	0	0	0	No
13.0401 Educational Leadership and Administration, General	7 - Master's degree	1	Men	0	1	0	0	0	0	4	0	0	5	
			Women	0	0	0	0	1	0	5	0	0	6	
			Total	0	1	0	0	1	0	9	0	0	11	No
13.0406 Higher Education/Higher Education Administration	7 - Master's degree	1	Men	0	0	0	1	0	0	1	0	0	2	
			Women	0	1	0	0	0	0	5	0	0	6	
			Total	0	1	0	1	0	0	6	0	0	8	No
13.1001 Special Education and Teaching, General	5 - Bachelor's degree	1	Men	0	0	0	0	0	0	4	0	0	4	
			Women	0	1	0	0	0	0	9	2	2	14	
			Total	0	1	0	0	0	0	13	2	2	18	No
13.1001 Special Education and Teaching, General	7 - Master's degree	1	Men	0	0	0	0	0	0	0	0	0	0	
			Women	0	0	0	0	0	0	1	0	0	1	
			Total	0	0	0	0	0	0	1	0	0	1	No
13.1001 Special Education and Teaching, General	5 - Bachelor's degree	2	Men	0	0	0	0	0	0	0	0	1	1	
			Women	0	0	0	0	0	0	10	0	1	11	
			Total	0	0	0	0	0	0	10	0	2	12	No
13.1101 Counselor Education/School Counseling and Guidance Services	7 - Master's degree	1	Men	0	0	0	0	0	0	0	0	0	0	
			Women	0	0	0	0	0	0	0	0	0	0	
			Total	0	0	0	0	0	0	0	0	0	0	No
13.1202 Elementary Education and Teaching	5 - Bachelor's degree	1	Men	0	4	0	1	0	0	11	0	2	18	
			Women	1	13	3	5	1	1	119	6	8	157	
			Total	1	17	3	6	1	1	130	6	10	175	No
13.1202 Elementary Education and Teaching	5 - Bachelor's degree	2	Men	0	0	0	0	0	0	0	0	0	0	
			Women	0	0	0	0	0	0	0	0	0	0	
			Total	0	0	0	0	0	0	0	0	0	0	No
13.1210 Early Childhood Education and Teaching	5 - Bachelor's degree	1	Men	0	0	0	1	0	0	0	0	0	1	
			Women	0	1	0	0	0	0	9	0	1	11	

CIPCODE	Award Level	Major	Gender	Non Resident Alien	Hispanic / Latino	American Indian or Alaska Native	Asian	Black or African American	Native Hawaiian or Other Pacific Islander	White	Two or more Races	Race/ ethnicity unknown	Total	distance education program
13.1210 Early Childhood Education and Teaching	5 - Bachelor's degree	2	Total	0	1	0	1	0	0	9	0	1	12	No
			Men	0	0	0	0	0	0	2	0	0	2	
			Women	1	2	1	2	1	0	34	3	1	45	
			Total	1	2	1	2	1	0	36	3	1	47	No
13.1299 Teacher Education and Professional Development, Specific Levels and Methods, Other	7 - Master's degree	1	Men	0	0	0	0	0	0	0	0	0	0	
			Women	0	0	0	0	0	0	0	0	0	0	
			Total	0	0	0	0	0	0	0	0	0	0	No
13.1302 Art Teacher Education	5 - Bachelor's degree	1	Men	0	0	0	0	0	0	0	0	0	0	
			Women	0	0	0	0	0	0	3	0	0	3	
			Total	0	0	0	0	0	0	3	0	0	3	No
13.1302 Art Teacher Education	5 - Bachelor's degree	2	Men	0	0	0	0	0	0	0	0	0	0	
			Women	0	0	0	0	0	0	0	0	0	0	
			Total	0	0	0	0	0	0	0	0	0	0	No
13.1305 English/Language Arts Teacher Education	5 - Bachelor's degree	1	Men	0	0	0	0	0	0	3	0	0	3	
			Women	0	1	0	0	0	1	8	0	1	11	
			Total	0	1	0	0	0	1	11	0	1	14	No
13.1307 Health Teacher Education	5 - Bachelor's degree	1	Men	0	0	0	0	0	0	0	0	0	0	
			Women	0	0	0	0	0	0	0	0	0	0	
			Total	0	0	0	0	0	0	0	0	0	0	No
13.1308 Family and Consumer Sciences/Home Economics Teacher Education	5 - Bachelor's degree	1	Men	0	0	0	0	0	0	0	0	0	0	
			Women	0	0	0	0	0	0	6	0	0	6	
			Total	0	0	0	0	0	0	6	0	0	6	No
13.1308 Family and Consumer Sciences/Home Economics Teacher Education	7 - Master's degree	1	Men	0	0	0	0	0	0	0	0	0	0	
			Women	0	0	0	0	0	0	0	0	0	0	
			Total	0	0	0	0	0	0	0	0	0	0	No
13.1310 Sales and Marketing Operations/Marketing and Distribution Teacher Education	5 - Bachelor's degree	1	Men	0	0	0	0	0	0	0	0	0	0	
			Women	0	0	0	0	0	0	0	0	0	0	
			Total	0	0	0	0	0	0	0	0	0	0	No
13.1311 Mathematics Teacher Education	5 - Bachelor's degree	1	Men	0	1	0	0	0	0	9	0	0	10	
			Women	0	7	0	0	0	0	8	1	3	19	
			Total	0	8	0	0	0	0	17	1	3	29	No
13.1311 Mathematics Teacher Education	7 - Master's degree	1	Men	0	0	0	0	0	0	0	0	0	0	
			Women	0	0	0	0	0	0	1	0	0	1	
			Total	0	0	0	0	0	0	1	0	0	1	No
13.1311 Mathematics Teacher Education	5 - Bachelor's degree	2	Men	0	0	0	0	0	0	0	0	0	0	
			Women	0	0	0	0	0	0	0	0	0	0	
			Total	0	0	0	0	0	0	0	0	0	0	No
13.1312 Music Teacher Education	5 - Bachelor's degree	1	Men	0	1	0	2	0	0	7	0	0	10	
			Women	0	0	0	0	0	0	12	1	1	14	
			Total	0	1	0	2	0	0	19	1	1	24	No
13.1312 Music Teacher Education	7 - Master's degree	1	Men	0	0	0	0	0	0	3	0	0	3	
			Women	0	0	0	0	0	0	3	0	0	3	

CIPCODE	Award Level	Major	Gender	Non Resident Alien	Hispanic / Latino	American Indian or Alaska Native	Asian	Black or African American	Native Hawaiian or Other Pacific Islander	White	Two or more Races	Race/ ethnicity unknown	Total	distance education program	
13.1314 Physical Education Teaching and Coaching	5 - Bachelor's degree	1	Total	0	0	0	0	0	0	6	0	0	6	No	
			Men	0	0	0	0	0	0	8	0	1	9		
			Women	0	0	0	0	0	0	11	0	1	12		
13.1314 Physical Education Teaching and Coaching	5 - Bachelor's degree	2	Total	0	0	0	0	0	0	19	0	2	21	No	
			Men	0	0	0	0	0	0	0	0	0	0		
			Women	0	0	0	0	0	0	0	0	0	0	0	
13.1315 Reading Teacher Education	7 - Master's degree	1	Total	0	0	0	0	0	0	3	0	1	4	No	
			Men	0	0	0	0	0	0	1	0	0	1		
			Women	0	0	0	0	0	0	2	0	1	3		
13.1316 Science Teacher Education/General Science Teacher Education	5 - Bachelor's degree	1	Total	0	0	0	0	0	0	0	0	0	0	No	
			Men	0	0	0	0	0	0	0	0	0	0		
			Women	0	0	0	0	0	0	0	0	0	0	0	
13.1319 Technical Teacher Education	1 - Awards of less than 1 academic year	1	Total	0	0	0	0	1	0	5	0	0	6		
			Men	0	0	0	0	0	0	0	5	0	0	5	
			Women	0	0	0	0	1	0	10	0	0	0	11	No
13.1319 Technical Teacher Education	5 - Bachelor's degree	1	Total	0	0	0	0	0	0	0	0	0	0	No	
			Men	0	0	0	0	0	0	0	0	0	0	0	
			Women	0	0	0	0	0	0	0	0	0	0	0	
13.1319 Technical Teacher Education	7 - Master's degree	1	Total	0	0	0	0	0	0	2	0	0	2	No	
			Men	0	0	0	0	0	0	0	2	0	0	2	
			Women	0	0	0	0	0	0	0	0	0	0	0	
13.1320 Trade and Industrial Teacher Education	5 - Bachelor's degree	1	Total	0	0	0	0	0	0	0	0	0	0	No	
			Men	0	0	0	0	0	0	0	0	0	0	0	
			Women	0	0	0	0	0	0	0	0	0	0	0	
13.1322 Biology Teacher Education	5 - Bachelor's degree	1	Total	0	0	0	0	0	0	1	0	0	1	No	
			Men	0	0	0	0	0	0	0	1	0	0	1	
			Women	0	0	0	0	0	0	0	0	0	0	0	
13.1323 Chemistry Teacher Education	5 - Bachelor's degree	1	Total	0	0	0	0	0	0	0	0	0	0	No	
			Men	0	0	0	0	0	0	0	0	0	0	0	
			Women	0	0	0	0	0	0	0	0	0	0	0	
13.1324 Drama and Dance Teacher Education	5 - Bachelor's degree	1	Total	0	0	0	0	0	0	0	0	0	0	No	
			Men	0	0	0	0	0	0	0	0	0	0	0	
			Women	0	0	0	0	0	0	0	0	0	0	0	
13.1324 Drama and Dance Teacher Education	7 - Master's degree	1	Total	0	0	0	0	0	0	0	0	0	0	No	
			Men	0	0	0	0	0	0	0	0	0	0	0	
			Women	0	0	0	0	0	0	0	0	0	0	0	
13.1324 Drama and Dance Teacher Education	5 - Bachelor's degree	2	Total	0	0	0	0	0	0	1	0	0	1	No	
			Men	0	0	0	0	0	0	0	0	0	0	0	
			Women	0	0	0	0	0	0	0	1	0	0	1	
13.1325 French Language Teacher Education	5 - Bachelor's degree	1	Total	0	1	0	0	0	0	0	0	0	1	No	
			Men	0	0	0	0	0	0	0	0	0	0	0	
			Women	0	1	0	0	0	0	0	0	0	0	1	
13.1328 History Teacher Education	5 - Bachelor's degree	1	Total	0	2	0	0	0	0	8	0	1	11		
			Men	0	2	0	0	0	0	0	8	0	1	11	
			Women	0	0	0	0	0	0	5	0	0	5		







CIPCODE	Award Level	Major	Gender	Non Resident Alien	Hispanic / Latino	American Indian or Alaska Native	Asian	Black or African American	Native Hawaiian or Other Pacific Islander	White	Two or more Races	Race/ ethnicity unknown	Total	distance education program
Family and Consumer Sciences/Human Sciences, General														
19.0203 Consumer Merchandising/Retailing Management	1 - Awards of less than 1 academic year	1	Men	0	0	0	0	0	0	0	0	0	0	
			Women	0	0	0	0	0	0	0	1	0	1	
			Total	0	0	0	0	0	0	0	1	0	1	No
19.0504 Human Nutrition	5 - Bachelor's degree	1	Men	0	0	0	0	0	0	1	0	0	1	
			Women	0	2	0	0	0	0	12	1	1	16	
			Total	0	2	0	0	0	0	13	1	1	17	No
19.0505 Foodservice Systems Administration/Management	5 - Bachelor's degree	1	Men	0	0	0	0	0	0	1	0	0	1	
			Women	1	0	0	0	0	0	1	0	0	2	
			Total	1	0	0	0	0	0	2	0	0	3	No
19.0505 Foodservice Systems Administration/Management	5 - Bachelor's degree	2	Men	0	0	0	0	0	0	0	0	0	0	
			Women	0	0	0	0	0	0	0	0	0	0	
			Total	0	0	0	0	0	0	0	0	0	0	No
19.0704 Family Systems	5 - Bachelor's degree	1	Men	0	0	0	0	0	0	0	0	0	0	
			Women	0	4	0	0	1	0	9	1	1	16	
			Total	0	4	0	0	1	0	9	1	1	16	No
19.0704 Family Systems	7 - Master's degree	1	Men	0	0	0	0	0	0	0	0	0	0	
			Women	0	0	0	0	0	0	6	0	0	6	
			Total	0	0	0	0	0	0	6	0	0	6	No
19.0704 Family Systems	5 - Bachelor's degree	2	Men	0	0	0	0	0	0	0	0	0	0	
			Women	0	0	0	0	0	0	0	0	0	0	
			Total	0	0	0	0	0	0	0	0	0	0	No
19.0905 Apparel and Textile Marketing Management	5 - Bachelor's degree	1	Men	0	0	0	0	0	0	0	0	0	0	
			Women	0	1	0	0	0	0	9	0	0	10	
			Total	0	1	0	0	0	0	9	0	0	10	No
19.0905 Apparel and Textile Marketing Management	5 - Bachelor's degree	2	Men	0	0	0	0	0	0	0	0	0	0	
			Women	0	0	0	0	0	0	1	0	0	1	
			Total	0	0	0	0	0	0	1	0	0	1	No
19.9999 Family and Consumer Sciences/Human Sciences, Other	5 - Bachelor's degree	1	Men	0	0	0	0	0	0	0	0	0	0	
			Women	0	0	0	0	0	0	0	0	0	0	
			Total	0	0	0	0	0	0	0	0	0	0	No
22.0000 Legal Studies, General	5 - Bachelor's degree	1	Men	0	0	0	0	0	0	0	0	0	0	
			Women	0	0	0	0	0	0	0	0	0	0	
			Total	0	0	0	0	0	0	0	0	0	0	No
22.0001 Pre-Law Studies	5 - Bachelor's degree	1	Men	0	0	0	0	0	0	0	0	0	0	
			Women	0	0	0	0	0	0	0	0	0	0	
			Total	0	0	0	0	0	0	0	0	0	0	No
23.0101 English Language and Literature, General	5 - Bachelor's degree	1	Men	0	0	0	0	1	0	1	1	0	3	
			Women	0	0	0	0	1	0	6	1	0	8	
			Total	0	0	0	0	2	0	7	2	0	11	No
23.0101 English Language and Literature, General	7 - Master's degree	1	Men	0	0	0	0	0	0	2	0	0	2	
			Women	0	0	0	0	0	0	3	0	1	4	
			Total	0	0	0	0	0	0	5	0	1	6	No

CIPCODE	Award Level	Major	Gender	Non Resident Alien	Hispanic / Latino	American Indian or Alaska Native	Asian	Black or African American	Native Hawaiian or Other Pacific Islander	White	Two or more Races	Race/ ethnicity unknown	Total	distance education program	
23.0101 English Language and Literature, General	5 - Bachelor's degree	2	Men	0	0	0	0	0	0	1	0	0	1		
			Women	0	0	0	0	0	0	1	0	0	1		
			Total	0	0	0	0	0	0	2	0	0	2	No	
23.1301 Writing, General	5 - Bachelor's degree	1	Men	0	2	0	0	0	0	3	0	1	6		
			Women	0	2	0	0	0	0	19	0	0	21		
			Total	0	4	0	0	0	0	22	0	1	27	Yes	
23.1302 Creative Writing	5 - Bachelor's degree	1	Men	0	0	0	0	0	0	1	0	0	1		
			Women	0	0	0	0	0	0	2	0	0	2		
			Total	0	0	0	0	0	0	3	0	0	3	Yes	
23.1302 Creative Writing	5 - Bachelor's degree	2	Men	0	0	0	0	0	0	0	0	0	0		
			Women	0	0	0	0	1	0	1	0	0	2		
			Total	0	0	0	0	1	0	1	0	0	2	Yes	
23.1303 Professional, Technical, Business, and Scientific Writing	1 - Awards of less than 1 academic year	1	Men	0	0	0	0	0	0	0	0	0	0		
			Women	0	0	0	0	0	0	1	0	0	1		
			Total	0	0	0	0	0	0	1	0	0	1	No	
26.0101 Biology/Biological Sciences, General	5 - Bachelor's degree	1	Men	0	4	0	1	0	0	17	2	4	28		
			Women	1	7	1	3	0	0	15	4	1	32		
			Total	1	11	1	4	0	0	32	6	5	60	No	
26.0101 Biology/Biological Sciences, General	7 - Master's degree	1	Men	0	0	0	0	0	0	5	0	0	5		
			Women	0	0	0	0	0	0	1	0	0	1		
			Total	0	0	0	0	0	0	6	0	0	6	No	
26.0101 Biology/Biological Sciences, General	5 - Bachelor's degree	2	Men	0	0	0	0	0	0	0	0	0	0		
			Women	0	0	0	0	0	0	0	0	0	0	0	
			Total	0	0	0	0	0	0	0	0	0	0	0	No
26.0102 Biomedical Sciences, General	5 - Bachelor's degree	1	Men	0	1	0	0	0	0	4	3	0	8		
			Women	0	0	0	1	0	0	8	0	0	9		
			Total	0	1	0	1	0	0	12	3	0	17	No	
26.0202 Biochemistry	5 - Bachelor's degree	1	Men	0	1	0	0	0	0	6	1	0	8		
			Women	0	1	0	1	0	0	2	1	0	5		
			Total	0	2	0	1	0	0	8	2	0	13	No	
26.0406 Cell/Cellular and Molecular Biology	5 - Bachelor's degree	1	Men	0	1	0	0	0	0	7	1	0	9		
			Women	0	2	0	0	0	0	6	0	1	9		
			Total	0	3	0	0	0	0	13	1	1	18	No	
26.0908 Exercise Physiology	5 - Bachelor's degree	1	Men	0	3	0	0	0	0	19	3	2	27		
			Women	0	6	0	2	1	0	20	2	3	34		
			Total	0	9	0	2	1	0	39	5	5	61	No	
26.0908 Exercise Physiology	5 - Bachelor's degree	2	Men	0	0	0	0	0	0	1	0	0	1		
			Women	0	0	0	0	0	0	0	0	0	0	0	
			Total	0	0	0	0	0	0	1	0	0	1	No	
26.1301 Ecology	5 - Bachelor's degree	1	Men	0	0	0	0	0	0	5	0	0	5		
			Women	0	0	0	0	0	0	6	2	1	9		
			Total	0	0	0	0	0	0	11	2	1	14	No	
26.1305 Environmental Biology	5 - Bachelor's degree	1	Men	0	1	0	0	0	0	1	0	0	2		
			Women	0	0	0	0	0	0	2	0	0	2		
			Total	0	1	0	0	0	0	3	0	0	4	No	

CIPCODE	Award Level	Major	Gender	Non Resident Alien	Hispanic / Latino	American Indian or Alaska Native	Asian	Black or African American	Native Hawaiian or Other Pacific Islander	White	Two or more Races	Race/ ethnicity unknown	Total	distance education program
26.1305 Environmental Biology	5 - Bachelor's degree	2	Men	0	0	0	0	0	0	0	0	0	0	
			Women	0	0	0	0	0	0	1	0	0	1	
			Total	0	0	0	0	0	0	1	0	0	1	No
27.0101 Mathematics, General	5 - Bachelor's degree	1	Men	0	0	0	1	0	0	4	1	0	6	
			Women	1	0	0	0	0	0	2	2	1	6	
			Total	1	0	0	1	0	0	6	3	1	12	No
27.0101 Mathematics, General	5 - Bachelor's degree	2	Men	0	0	0	0	0	0	1	0	0	1	
			Women	0	0	0	0	0	0	0	0	0	0	
			Total	0	0	0	0	0	0	1	0	0	1	No
27.0399 Applied Mathematics, Other	5 - Bachelor's degree	1	Men	0	0	0	0	0	0	0	0	0	0	
			Women	0	0	0	0	0	0	0	0	0	0	
			Total	0	0	0	0	0	0	0	0	0	0	No
30.0101 Biological and Physical Sciences	5 - Bachelor's degree	1	Men	0	0	0	0	0	0	0	0	0	0	
			Women	0	0	0	0	0	0	0	0	0	0	
			Total	0	0	0	0	0	0	0	0	0	0	No
30.0101 Biological and Physical Sciences	7 - Master's degree	1	Men	0	0	0	0	0	0	0	0	0	0	
			Women	0	0	0	0	0	0	0	0	0	0	
			Total	0	0	0	0	0	0	0	0	0	0	No
30.1101 Gerontology	5 - Bachelor's degree	1	Men	0	0	0	0	0	0	0	0	0	0	
			Women	0	0	0	0	0	0	0	0	0	0	
			Total	0	0	0	0	0	0	0	0	0	0	No
30.1701 Behavioral Sciences	5 - Bachelor's degree	1	Men	0	0	0	0	0	0	0	0	0	0	
			Women	0	0	0	0	0	0	1	1	0	2	
			Total	0	0	0	0	0	0	1	1	0	2	No
30.1701 Behavioral Sciences	7 - Master's degree	1	Men	0	0	0	0	0	0	2	0	0	2	
			Women	0	1	0	0	0	0	5	0	0	6	
			Total	0	1	0	0	0	0	7	0	0	8	No
30.1701 Behavioral Sciences	5 - Bachelor's degree	2	Men	0	0	0	0	0	0	1	1	0	2	
			Women	0	0	0	0	0	0	4	0	0	4	
			Total	0	0	0	0	0	0	5	1	0	6	No
30.1901 Nutrition Sciences	5 - Bachelor's degree	1	Men	0	0	0	0	0	0	1	0	0	1	
			Women	0	0	0	0	0	0	2	0	0	2	
			Total	0	0	0	0	0	0	3	0	0	3	No
30.1901 Nutrition Sciences	7 - Master's degree	1	Men	0	0	0	0	0	0	1	0	0	1	
			Women	0	0	0	0	0	0	1	0	0	1	
			Total	0	0	0	0	0	0	2	0	0	2	No
30.1901 Nutrition Sciences	5 - Bachelor's degree	2	Men	0	0	0	0	0	0	0	0	0	0	
			Women	0	0	0	0	0	0	0	0	0	0	
			Total	0	0	0	0	0	0	0	0	0	0	No
30.3001 Computational Science	7 - Master's degree	1	Men	0	0	0	0	0	0	0	0	0	0	
			Women	0	0	0	0	0	0	0	0	0	0	
			Total	0	0	0	0	0	0	0	0	0	0	No
30.9999 Multi-/Interdisciplinary Studies, Other	1 - Awards of less than 1 academic year	1	Men	0	0	0	0	0	0	0	0	0	0	
			Women	0	0	0	0	0	0	0	0	0	0	
			Total	0	0	0	0	0	0	0	0	0	0	No
30.9999		1	Men	0	1	0	0	1	0	9	0	2	13	

CIPCODE	Award Level	Major	Gender	Non Resident Alien	Hispanic / Latino	American Indian or Alaska Native	Asian	Black or African American	Native Hawaiian or Other Pacific Islander	White	Two or more Races	Race/ ethnicity unknown	Total	distance education program	
Multi-/Interdisciplinary Studies, Other	5 - Bachelor's degree		Women	0	1	0	0	0	0	5	1	0	7		
			Total	0	2	0	0	1	0	14	1	2	20	Yes	
30.9999 Multi-/Interdisciplinary Studies, Other	7 - Master's degree	1	Men	0	0	0	0	0	0	0	0	1	1		
			Women	0	0	0	0	0	0	0	0	0	0	0	
			Total	0	0	0	0	0	0	0	0	0	1	1	Yes
30.9999 Multi-/Interdisciplinary Studies, Other	5 - Bachelor's degree	2	Men	0	0	0	0	0	0	0	0	0	0	0	
			Women	0	0	0	0	0	0	1	0	0	1		
			Total	0	0	0	0	0	0	1	0	0	1	Yes	
31.0301 Parks, Recreation and Leisure Facilities Management, General	5 - Bachelor's degree	1	Men	0	1	0	0	0	0	10	0	0	11		
			Women	0	0	0	0	0	0	11	1	1	13		
			Total	0	1	0	0	0	0	21	1	1	24	No	
31.0501 Health and Physical Education/Fitness, General	5 - Bachelor's degree	1	Men	0	0	0	0	0	0	0	0	0	0		
			Women	0	0	0	0	0	0	0	0	0	0	0	
			Total	0	0	0	0	0	0	0	0	0	0	0	No
31.0501 Health and Physical Education/Fitness, General	7 - Master's degree	1	Men	0	0	0	0	0	0	3	0	0	3		
			Women	0	0	0	0	0	0	0	0	0	0	0	
			Total	0	0	0	0	0	0	0	3	0	0	3	No
31.0504 Sport and Fitness Administration/Management	7 - Master's degree	1	Men	0	0	0	0	1	0	6	2	1	10		
			Women	0	0	0	0	0	0	4	0	1	5		
			Total	0	0	0	0	1	0	10	2	2	15	No	
31.0505 Kinesiology and Exercise Science	5 - Bachelor's degree	1	Men	0	2	0	1	2	1	21	1	3	31		
			Women	0	3	2	0	1	0	14	1	3	24		
			Total	0	5	2	1	3	1	35	2	6	55	No	
31.0505 Kinesiology and Exercise Science	7 - Master's degree	1	Men	0	0	0	0	0	0	0	0	0	0		
			Women	0	0	0	0	0	0	4	0	0	4		
			Total	0	0	0	0	0	0	4	0	0	4	No	
38.0001 Philosophy and Religious Studies, General	5 - Bachelor's degree	1	Men	0	1	0	0	0	0	5	0	0	6		
			Women	0	0	0	0	0	0	0	0	0	0	0	
			Total	0	1	0	0	0	0	5	0	0	6	No	
38.0001 Philosophy and Religious Studies, General	5 - Bachelor's degree	2	Men	0	0	0	0	0	0	0	0	0	0		
			Women	0	0	0	0	0	0	0	0	0	0	0	
			Total	0	0	0	0	0	0	0	0	0	0	0	No
38.0201 Religion/Religious Studies	5 - Bachelor's degree	1	Men	0	1	0	0	0	0	3	0	1	5		
			Women	0	0	0	0	0	0	2	0	0	2		
			Total	0	1	0	0	0	0	5	0	1	7	No	
40.0501 Chemistry, General	5 - Bachelor's degree	1	Men	1	0	0	0	0	0	3	0	0	4		
			Women	0	0	0	0	0	0	3	0	0	3		
			Total	1	0	0	0	0	0	6	0	0	7	No	
40.0501 Chemistry, General	7 - Master's degree	1	Men	0	0	0	0	0	0	5	0	0	5		
			Women	0	0	0	0	0	0	0	0	0	0	0	
			Total	0	0	0	0	0	0	5	0	0	5	No	
40.0501 Chemistry, General	5 - Bachelor's degree	2	Men	0	0	0	0	0	0	0	0	0	0		
			Women	0	0	0	0	0	0	0	0	0	0	0	
			Total	0	0	0	0	0	0	0	0	0	0	0	No
40.0601 Geology/Earth Science, General	5 - Bachelor's degree	1	Men	0	1	0	0	0	0	9	0	1	11		
			Women	0	0	0	0	0	0	4	0	0	4		

CIPCODE	Award Level	Major	Gender	Non Resident Alien	Hispanic / Latino	American Indian or Alaska Native	Asian	Black or African American	Native Hawaiian or Other Pacific Islander	White	Two or more Races	Race/ ethnicity unknown	Total	distance education program	
40.0601 Geology/Earth Science, General	7 - Master's degree	1	Total	0	1	0	0	0	0	13	0	1	15	No	
			Men	0	0	0	0	0	0	1	0	0	1		
			Women	0	0	0	0	0	0	0	5	0	1	6	
40.0699 Geological and Earth Sciences/Geosciences, Other	5 - Bachelor's degree	1	Total	0	0	0	0	0	0	6	0	1	7	No	
			Men	0	0	0	0	0	0	4	0	1	5		
			Women	0	0	0	0	0	0	0	1	0	0	1	
40.0801 Physics, General	5 - Bachelor's degree	1	Total	0	0	0	0	0	0	5	0	1	6	No	
			Men	0	1	0	1	0	0	11	3	0	16		
			Women	0	0	0	0	0	0	0	0	0	0	0	
40.0801 Physics, General	5 - Bachelor's degree	2	Total	0	1	0	1	0	0	11	3	0	16	No	
			Men	0	0	0	0	0	0	2	0	0	2		
			Women	0	0	0	0	0	0	0	0	0	0	0	
42.0101 Psychology, General	5 - Bachelor's degree	1	Total	0	0	0	0	0	0	2	0	0	2	No	
			Men	2	4	0	1	2	0	27	1	3	40		
			Women	1	16	0	1	4	0	68	6	12	108		
42.0101 Psychology, General	5 - Bachelor's degree	2	Total	3	20	0	2	6	0	95	7	15	148	Yes	
			Men	0	0	0	1	0	0	6	0	0	7		
			Women	0	1	1	0	1	0	6	0	0	9		
42.2704 Experimental Psychology	7 - Master's degree	1	Total	0	1	1	1	1	0	12	0	0	16	Yes	
			Men	0	0	0	0	0	0	1	0	0	1		
			Women	0	0	0	0	0	0	0	1	0	1	2	
42.2704 Experimental Psychology	8 - Post-Master's certificates	1	Total	0	0	0	0	0	0	2	0	1	3	No	
			Men	0	0	0	0	0	0	0	0	0	0	0	
			Women	0	0	0	0	0	0	0	0	0	0	0	
42.2803 Counseling Psychology	7 - Master's degree	1	Total	0	0	0	0	0	0	0	0	0	0	No	
			Men	0	0	0	0	0	0	4	0	0	4		
			Women	0	0	0	1	0	0	2	0	0	3		
42.2803 Counseling Psychology	8 - Post-Master's certificates	1	Total	0	0	0	1	0	0	6	0	0	7	No	
			Men	0	0	0	0	0	0	0	0	0	0	0	
			Women	0	0	0	0	0	0	0	0	0	0	0	
42.2805 School Psychology	7 - Master's degree	1	Total	0	0	0	0	0	0	0	0	0	0	No	
			Men	0	0	0	0	0	0	1	0	0	1		
			Women	0	1	0	0	0	0	0	0	0	0	1	
42.2814 Applied Behavior Analysis	7 - Master's degree	1	Total	0	1	0	0	0	0	1	0	0	2	No	
			Men	0	1	0	0	0	0	0	0	0	0	1	
			Women	0	1	0	0	0	0	2	0	1	4		
43.0102 Corrections	5 - Bachelor's degree	1	Total	0	2	0	0	0	0	2	0	1	5	No	
			Men	0	0	0	0	0	0	0	0	0	0	0	
			Women	0	0	0	0	0	0	0	0	0	0	0	
43.0104 Criminal Justice/Safety Studies	5 - Bachelor's degree	1	Total	0	0	0	0	0	0	0	0	0	0	No	
			Men	0	17	1	5	4	0	62	12	9	110		
			Women	0	16	0	5	5	0	47	3	8	84		
43.0104 Criminal Justice/Safety Studies	7 - Master's degree	1	Total	0	33	1	10	9	0	109	15	17	194	Yes	
			Men	0	0	0	0	1	0	1	0	1	3		
			Women	0	0	0	1	0	0	2	0	0	3		
43.0104 Criminal Justice/Safety Studies	7 - Master's degree	1	Total	0	0	0	1	1	0	3	0	1	6	Yes	
			Men	0	0	0	0	1	0	1	0	1	3		
			Women	0	0	0	1	0	0	2	0	0	3		

CIPCODE	Award Level	Major	Gender	Non Resident Alien	Hispanic / Latino	American Indian or Alaska Native	Asian	Black or African American	Native Hawaiian or Other Pacific Islander	White	Two or more Races	Race/ ethnicity unknown	Total	distance education program	
43.0104 Criminal Justice/Safety Studies	5 - Bachelor's degree	2	Men	0	0	0	0	0	0	0	0	0	0		
			Women	0	0	0	0	0	0	1	0	0	1		
			Total	0	0	0	0	0	0	1	0	0	1	Yes	
43.0107 Criminal Justice/Police Science	5 - Bachelor's degree	1	Men	0	0	0	0	0	0	0	0	0	0		
			Women	0	0	0	0	0	0	0	0	0	0		
			Total	0	0	0	0	0	0	0	0	0	0	No	
44.0000 Human Services, General	5 - Bachelor's degree	1	Men	0	2	0	0	0	0	0	0	0	2		
			Women	0	6	0	0	3	0	17	0	2	28		
			Total	0	8	0	0	3	0	17	0	2	30	No	
44.0000 Human Services, General	5 - Bachelor's degree	2	Men	0	0	0	0	0	0	0	0	0	0		
			Women	0	0	0	0	0	0	0	0	0	0		
			Total	0	0	0	0	0	0	0	0	0	0	No	
44.0401 Public Administration	7 - Master's degree	1	Men	0	0	0	11	0	0	0	0	0	11		
			Women	0	0	0	7	0	0	0	0	0	7		
			Total	0	0	0	18	0	0	0	0	0	18	No	
44.0501 Public Policy Analysis, General	5 - Bachelor's degree	1	Men	0	0	0	0	0	0	1	0	0	1		
			Women	0	0	0	0	0	0	0	0	0	0		
			Total	0	0	0	0	0	0	1	0	0	1	No	
44.0501 Public Policy Analysis, General	5 - Bachelor's degree	2	Men	0	0	0	0	0	0	0	0	0	0		
			Women	0	0	0	0	0	0	1	0	0	1		
			Total	0	0	0	0	0	0	1	0	0	1	No	
45.0101 Social Sciences, General	5 - Bachelor's degree	1	Men	0	6	0	0	3	0	27	4	3	43		
			Women	2	13	1	4	5	0	67	6	7	105		
			Total	2	19	1	4	8	0	94	10	10	148	Yes	
45.0101 Social Sciences, General	5 - Bachelor's degree	2	Men	0	0	0	0	0	0	0	0	0	0		
			Women	0	1	0	0	0	0	0	0	0	0	1	
			Total	0	1	0	0	0	0	0	0	0	0	1	Yes
45.0201 Anthropology	5 - Bachelor's degree	1	Men	0	0	0	0	0	0	15	0	1	16		
			Women	0	4	0	0	0	0	20	3	0	27		
			Total	0	4	0	0	0	0	35	3	1	43	No	
45.0201 Anthropology	5 - Bachelor's degree	2	Men	0	0	0	0	0	0	0	0	0	0		
			Women	0	0	0	0	0	0	1	0	0	1		
			Total	0	0	0	0	0	0	1	0	0	1	No	
45.0601 Economics, General	5 - Bachelor's degree	1	Men	0	1	0	0	0	0	5	1	0	7		
			Women	0	0	0	0	0	0	1	0	0	1		
			Total	0	1	0	0	0	0	6	1	0	8	No	
45.0601 Economics, General	5 - Bachelor's degree	2	Men	0	0	0	0	0	0	0	0	0	0		
			Women	0	0	0	0	0	0	0	0	0	0		
			Total	0	0	0	0	0	0	0	0	0	0	No	
45.0699 Economics, Other	5 - Bachelor's degree	1	Men	0	1	0	0	0	1	0	0	1	3		
			Women	0	0	0	0	0	0	0	1	0	1		
			Total	0	1	0	0	0	1	0	1	1	4	No	
45.0699 Economics, Other	5 - Bachelor's degree	2	Men	0	0	0	0	0	0	1	0	0	1		
			Women	0	0	0	0	0	0	0	0	0	0		
			Total	0	0	0	0	0	0	1	0	0	1	No	
45.0701		1	Men	0	0	0	0	0	0	13	4	2	19		











CIPCODE	Award Level	Major	Gender	Non Resident Alien	Hispanic / Latino	American Indian or Alaska Native	Asian	Black or African American	Native Hawaiian or Other Pacific Islander	White	Two or more Races	Race/ ethnicity unknown	Total	distance education program
Public Health, General	5 - Bachelor's degree		Women	0	0	0	0	0	0	0	0	0	0	
			Total	0	0	0	0	0	0	0	0	0	0	No
51.2201 Public Health, General	5 - Bachelor's degree	2	Men	0	0	0	0	0	0	0	0	0	0	
			Women	0	0	0	0	0	0	0	0	0	0	
			Total	0	0	0	0	0	0	0	0	0	0	No
51.2207 Public Health Education and Promotion	5 - Bachelor's degree	1	Men	0	0	0	0	0	0	3	1	0	4	
			Women	0	1	0	0	2	0	13	3	2	21	
			Total	0	1	0	0	2	0	16	4	2	25	No
51.2207 Public Health Education and Promotion	5 - Bachelor's degree	2	Men	0	0	0	0	0	0	0	0	0	0	
			Women	0	0	0	0	0	0	0	0	0	0	
			Total	0	0	0	0	0	0	0	0	0	0	No
51.3101 Dietetics/Dietitian	5 - Bachelor's degree	1	Men	0	0	0	0	0	0	5	0	1	6	
			Women	1	3	0	0	0	0	14	2	0	20	
			Total	1	3	0	0	0	0	19	2	1	26	No
51.3101 Dietetics/Dietitian	5 - Bachelor's degree	2	Men	0	0	0	0	0	0	0	0	0	0	
			Women	0	0	0	0	0	0	0	0	0	0	
			Total	0	0	0	0	0	0	0	0	0	0	No
52.0101 Business/Commerce, General	1 - Awards of less than 1 academic year	1	Men	0	0	0	0	0	0	0	0	0	0	
			Women	0	0	0	0	0	0	1	0	0	1	
			Total	0	0	0	0	0	0	1	0	0	1	No
52.0201 Business Administration and Management, General	5 - Bachelor's degree	1	Men	2	2	0	7	0	1	28	1	4	45	
			Women	1	3	0	9	0	2	18	3	3	39	
			Total	3	5	0	16	0	3	46	4	7	84	No
52.0201 Business Administration and Management, General	5 - Bachelor's degree	2	Men	0	0	0	1	0	0	1	0	0	2	
			Women	0	0	0	0	1	0	2	0	1	4	
			Total	0	0	0	1	1	0	3	0	1	6	No
52.0203 Logistics, Materials, and Supply Chain Management	1 - Awards of less than 1 academic year	1	Men	0	0	0	0	0	0	5	0	0	5	
			Women	2	0	0	2	0	0	1	0	1	6	
			Total	2	0	0	2	0	0	6	0	1	11	No
52.0203 Logistics, Materials, and Supply Chain Management	5 - Bachelor's degree	1	Men	6	5	0	8	1	1	28	0	2	51	
			Women	4	0	0	14	1	0	5	5	2	31	
			Total	10	5	0	22	2	1	33	5	4	82	No
52.0203 Logistics, Materials, and Supply Chain Management	5 - Bachelor's degree	2	Men	3	1	0	1	0	0	3	0	2	10	
			Women	3	1	0	2	0	0	2	0	0	8	
			Total	6	2	0	3	0	0	5	0	2	18	No
52.0212 Retail Management	5 - Bachelor's degree	1	Men	0	0	0	0	0	0	0	0	0	0	
			Women	0	0	0	0	0	0	0	0	0	0	
			Total	0	0	0	0	0	0	0	0	0	0	No
52.0213 Organizational Leadership	5 - Bachelor's degree	1	Men	0	1	0	0	0	0	3	1	0	5	
			Women	0	1	0	0	0	0	1	0	0	2	
			Total	0	2	0	0	0	0	4	1	0	7	No
52.0299 Business Administration, Management and Operations, Other	1 - Awards of less than 1 academic year	1	Men	0	0	0	0	0	0	1	0	0	1	
			Women	0	0	0	0	0	1	0	0	1	2	
			Total	0	0	0	0	0	1	1	0	1	3	Yes
52.0299		1	Men	2	0	0	5	2	1	30	1	9	50	



CIPCODE	Award Level	Major	Gender	Non Resident Alien	Hispanic / Latino	American Indian or Alaska Native	Asian	Black or African American	Native Hawaiian or Other Pacific Islander	White	Two or more Races	Race/ ethnicity unknown	Total	distance education program
Actuarial Science	5 - Bachelor's degree		Women	0	0	0	0	0	0	0	0	0	0	
			Total	0	0	0	0	0	0	0	0	0	0	No
52.1401 Marketing/Marketing Management, General	5 - Bachelor's degree	1	Men	1	6	0	4	0	0	19	0	2	32	
			Women	6	1	0	0	0	0	14	1	0	22	
			Total	7	7	0	4	0	0	33	1	2	54	No
52.1401 Marketing/Marketing Management, General	5 - Bachelor's degree	2	Men	0	0	0	1	0	0	1	0	0	2	
			Women	0	0	0	0	0	0	2	0	1	3	
			Total	0	0	0	1	0	0	3	0	1	5	No
52.1803 Retailing and Retail Operations	5 - Bachelor's degree	1	Men	0	1	0	0	0	0	0	0	0	1	
			Women	1	1	0	1	0	0	6	0	1	10	
			Total	1	2	0	1	0	0	6	0	1	11	No
52.1902 Fashion Merchandising	5 - Bachelor's degree	1	Men	0	0	0	0	0	0	0	0	0	0	
			Women	0	0	0	0	0	0	2	1	0	3	
			Total	0	0	0	0	0	0	2	1	0	3	No
52.1909 Special Products Marketing Operations	1 - Awards of less than 1 academic year	1	Men	0	0	0	0	0	0	0	0	0	0	
			Women	0	0	0	0	0	0	0	0	0	0	
			Total	0	0	0	0	0	0	0	0	0	0	No
52.1909 Special Products Marketing Operations	5 - Bachelor's degree	1	Men	1	0	0	0	0	0	3	0	1	5	
			Women	0	1	0	0	0	0	6	0	0	7	
			Total	1	1	0	0	0	0	9	0	1	12	No
52.1909 Special Products Marketing Operations	5 - Bachelor's degree	2	Men	0	0	0	0	0	0	0	0	0	0	
			Women	0	0	0	0	0	0	0	0	0	0	
			Total	0	0	0	0	0	0	0	0	0	0	No
52.2001 Construction Management	5 - Bachelor's degree	1	Men	0	1	0	0	0	0	23	1	4	29	
			Women	0	0	0	0	0	0	1	0	0	1	
			Total	0	1	0	0	0	0	24	1	4	30	No
52.2001 Construction Management	5 - Bachelor's degree	2	Men	0	0	0	0	0	0	0	0	0	0	
			Women	0	0	0	0	0	0	0	0	0	0	
			Total	0	0	0	0	0	0	0	0	0	0	No
54.0101 History, General	5 - Bachelor's degree	1	Men	0	0	0	0	0	0	5	2	0	7	
			Women	0	0	0	1	0	0	3	0	0	4	
			Total	0	0	0	1	0	0	8	2	0	11	No
54.0101 History, General	7 - Master's degree	1	Men	0	1	0	0	0	0	4	0	0	5	
			Women	0	0	0	0	0	0	2	0	0	2	
			Total	0	1	0	0	0	0	6	0	0	7	No
54.0101 History, General	5 - Bachelor's degree	2	Men	0	0	0	0	0	0	1	0	0	1	
			Women	0	0	0	0	0	0	1	0	0	1	
			Total	0	0	0	0	0	0	2	0	0	2	No

**Completions: total by first major**

99.0000 Summary Grand Totals	Award Level	Nonresident alien	Hispanic Latino	American Indian or Alaska Native	Asian	Black or African American	Native Hawaiian or Other Pacific Islander	White	Two or more Races	Race/ethnicity unknown	Total	PY Total
<b>Awards of less than 1 academic year</b>	<b>1</b>											
Men		0	0	0	0	1	0	22	7	1	31	21
Women		2	0	0	3	0	1	11	1	2	20	13
<b>Total</b>		2	0	0	3	1	1	33	8	3	51	34
<b>Bachelor's degree</b>	<b>5</b>											
Men		29	120	3	59	31	13	812	81	92	1240	1171
Women		25	169	9	86	38	4	910	92	98	1431	1268
<b>Total</b>		54	289	12	145	69	17	1722	173	190	2671	2439
<b>Postbaccalaureate certificates</b>	<b>6</b>											
Men		0	0	0	0	0	0	0	0	0	0	0
Women		0	0	0	0	0	0	0	0	0	0	0
<b>Total</b>		0	0	0	0	0	0	0	0	0	0	0
<b>Master's degree</b>	<b>7</b>											
Men		2	5	0	22	2	1	63	2	4	101	100
Women		2	5	1	12	1	0	81	2	7	111	115
<b>Total</b>		4	10	1	34	3	1	144	4	11	212	215
<b>Post-Master's certificates</b>	<b>8</b>											
Men		0	0	0	0	0	0	0	0	0	0	1
Women		0	0	0	0	0	0	0	0	0	0	5
<b>Total</b>		0	0	0	0	0	0	0	0	0	0	6

Grand Total Men		31	125	3	81	34	14	897	90	97	1372	1293
Grand Total Women		29	174	10	101	39	5	1002	95	107	1562	1401
Grand Total		60	299	13	182	73	19	1899	185	204	2934	2694

PY Grand Total Men		42	82	5	72	46	15	877	59	95		1293
--------------------	--	----	----	---	----	----	----	-----	----	----	--	------

PY Grand Total Women		20	132	5	71	32	16	931	81	113		1401
PY Grand Total		62	214	10	143	78	31	1808	140	208		2694

**Completions: total by second major**

99.0000 Summary Grand Totals	Award Level	Nonresident alien	Hispanic Latino	American Indian or Alaska Native	Asian	Black or African American	Native Hawaiian or Other Pacific Islander	White	Two or more Races	Race/ethnicity unknown	Total	PY Total
<b>Bachelor's degree</b>	<b>5</b>											
Men		5	8	0	7	0	1	42	4	5	72	116
Women		6	16	2	17	6	1	112	5	7	172	185
<b>Total</b>		11	24	2	24	6	2	154	9	12	244	301
<b>Master's degree</b>	<b>7</b>											
Men		0	0	0	0	0	0	0	0	0	0	2
Women		0	0	0	0	0	0	1	1	0	2	0
<b>Total</b>		0	0	0	0	0	0	1	1	0	2	2

Grand Total Men		5	8	0	7	0	1	42	4	5	72	118
Grand Total Women		6	16	2	17	6	1	113	6	7	174	185
Grand Total		11	24	2	24	6	2	155	10	12	246	303

PY Grand Total Men		1	11	0	9	4	1	74	10	8		118
PY Grand Total Women		1	18	0	14	4	5	124	7	12		185
PY Grand Total		2	29	0	23	8	6	198	17	20		303

All Completers

Institutions must report the following information. (Some data will be pre-populated from the completions by CIP code data.)

All Completers

Number of students by gender and race and ethnicity earning an award between July 1, 2014 and June 30, 2015. Count each student only once, regardless of how many awards he/she earned. The intent of this screen is to collect an unduplicated count of total numbers of *completers*.

- Report Hispanic/Latino individuals of any race as Hispanic/Latino
- Report race for non-Hispanic/Latino individuals only

	Men		Women		Total Students
	Number of Students	Total Awards	Number of Students	Total Awards	
<u>Nonresident alien</u>	30	31	27	29	57
<u>Hispanic/Latino</u>	121	125	165	174	286
<u>American Indian or Alaska Native</u>	3	3	10	10	13
<u>Asian</u>	79	81	100	101	179
<u>Black or African American</u>	34	34	37	39	71
<u>Native Hawaiian or Other Pacific Islander</u>	14	14	5	5	19
<u>White</u>	870	897	974	1,002	1,844
<u>Two or more races</u>	83	90	88	95	171
<u>Race and ethnicity unknown</u>	95	97	102	107	197
<b>TOTAL</b>	1,329	1,372	1,508	1,562	2,837
<b>PY TOTAL</b>	<b>1,293</b>		<b>1,401</b>		<b>2,694</b>



Completers by Level

Institutions must report the following information. This screen will be shown for each of the following award categories for which completions have been reported:

- Less than 1-year certificates
- At least 1 but less than 4-year certificates
- Associate's degrees
- Bachelor's degrees
- Master's degrees
- Doctor's degrees
- Postbaccalaureate and post-master's certificates

**Less than 1-year certificates**

Number of students by gender, by race and ethnicity, and by age earning this award between July 1, 2014 and June 30, 2015. Each student should be counted once per award level. For example, if a student earned a master's degree and a doctor's degree, he/she should be counted once in master's and once in doctor's. A student earning two master's degrees should be counted only once.


- Report Hispanic/Latino individuals of any race as Hispanic/Latino
- Report race for non-Hispanic/Latino individuals only

	Number of Students	Total Awards
<b>By Gender</b>		
Men	<input type="text" value="31"/>	31
Women	<input type="text" value="20"/>	20
<b>TOTAL</b>	<input type="text" value="51"/>	51
<b>PY TOTAL</b>	<b>34</b>	

**By Race/Ethnicity**

<u>Nonresident alien</u>	<input type="text" value="2"/>	2
<u>Hispanic/Latino</u>	<input type="text" value="0"/>	0
<u>American Indian or Alaska Native</u>	<input type="text" value="0"/>	0
<u>Asian</u>	<input type="text" value="3"/>	3
<u>Black or African American</u>	<input type="text" value="1"/>	1
<u>Native Hawaiian or Other Pacific Islander</u>	<input type="text" value="1"/>	1

	<input type="text" value="1"/>	
<u>White</u>	<input type="text" value="33"/>	33
Two or more races	<input type="text" value="8"/>	8
<u>Race and ethnicity unknown</u>	<input type="text" value="3"/>	3
<b>TOTAL</b>	51	51



 **By Age**

Under 18	<input type="text"/>	
18-24	<input type="text" value="25"/>	
25-39	<input type="text" value="20"/>	
40 and Above	<input type="text" value="6"/>	
Age Unknown	<input type="text"/>	
<b>TOTAL</b>	51	51

Completers by Level

Institutions must report the following information. This screen will be shown for each of the following award categories for which completions have been reported:

- Less than 1-year certificates
- At least 1 but less than 4-year certificates
- Associate's degrees
- Bachelor's degrees
- Master's degrees
- Doctor's degrees
- Postbaccalaureate and post-master's certificates

**Bachelor's degrees**

Number of students by gender, by race and ethnicity, and by age earning this award between July 1, 2014 and June 30, 2015. Each student should be counted once per award level. For example, if a student earned a master's degree and a doctor's degree, he/she should be counted once in master's and once in doctor's. A student earning two master's degrees should be counted only once.


- Report Hispanic/Latino individuals of any race as Hispanic/Latino
- Report race for non-Hispanic/Latino individuals only

	Number of Students	Total Awards
<b>By Gender</b>		
Men	1,214	1,240
Women	1,384	1,431
<b>TOTAL</b>	2,598	2,671
<b>PY TOTAL</b>	<b>2,439</b>	

**By Race/Ethnicity**

<u>Nonresident alien</u>	52	54
<u>Hispanic/Latino</u>	276	289
<u>American Indian or Alaska Native</u>	12	12
<u>Asian</u>	144	145
<u>Black or African American</u>	67	69
<u>Native Hawaiian or Other Pacific Islander</u>	17	17

<u>White</u>	<input type="text" value="1,680"/>	1,722
Two or more races	<input type="text" value="164"/>	173
<u>Race and ethnicity unknown</u>	<input type="text" value="186"/>	190
<b>TOTAL</b>	2,598	2,671



**By Age**

Under 18	<input type="text"/>	
18-24	<input type="text" value="1,683"/>	
25-39	<input type="text" value="760"/>	
40 and Above	<input type="text" value="155"/>	
Age Unknown	<input type="text"/>	
<b>TOTAL</b>	2,598	2,671

Completers by Level

Institutions must report the following information. This screen will be shown for each of the following award categories for which completions have been reported:

- Less than 1-year certificates
- At least 1 but less than 4-year certificates
- Associate's degrees
- Bachelor's degrees
- Master's degrees
- Doctor's degrees
- Postbaccalaureate and post-master's certificates

**Master's degrees**

Number of students by gender, by race and ethnicity, and by age earning this award between July 1, 2014 and June 30, 2015. Each student should be counted once per award level. For example, if a student earned a master's degree and a doctor's degree, he/she should be counted once in master's and once in doctor's. A student earning two master's degrees should be counted only once.


- Report Hispanic/Latino individuals of any race as Hispanic/Latino
- Report race for non-Hispanic/Latino individuals only

	Number of Students	Total Awards
<b>By Gender</b>		
Men	<input type="text" value="101"/>	101
Women	<input type="text" value="111"/>	111
<b>TOTAL</b>	212	212
<b>PY TOTAL</b>	<b>215</b>	

**By Race/Ethnicity**

<u>Nonresident alien</u>	<input type="text" value="4"/>	4
<u>Hispanic/Latino</u>	<input type="text" value="10"/>	10
<u>American Indian or Alaska Native</u>	<input type="text" value="1"/>	1
<u>Asian</u>	<input type="text" value="34"/>	34
<u>Black or African American</u>	<input type="text" value="3"/>	3
<u>Native Hawaiian or Other Pacific Islander</u>	<input type="text" value="1"/>	1

<u>White</u>	<input type="text" value="144"/>	144
Two or more races	<input type="text" value="4"/>	4
<u>Race and ethnicity unknown</u>	<input type="text" value="11"/>	11
<b>TOTAL</b>	<b>212</b>	<b>212</b>



<b>By Age</b>		
Under 18	<input type="text"/>	
18-24	<input type="text" value="40"/>	
25-39	<input type="text" value="145"/>	
40 and Above	<input type="text" value="27"/>	
Age Unknown	<input type="text"/>	
<b>TOTAL</b>	<b>212</b>	<b>212</b>

## Summary

IPEDS collects important information regarding your institution. All data reported in IPEDS survey components become available in the IPEDS Data Center and appear as aggregated data in various Department of Education reports. Additionally, some of the reported data appears specifically for your institution through the College Navigator website and is included in your institution's Data Feedback Report (DFR). The purpose of this summary is to provide you an opportunity to view some of the data that, when accepted through the IPEDS quality control process, will appear on the College Navigator website and/or your DFR. College Navigator is updated approximately three months after the data collection period closes and Data Feedback Reports will be available through the [Data Center](#) and sent to your institution's CEO in November 2016.

Please review your data for accuracy. If you have questions about the data displayed below after reviewing the data reported on the survey screens, please contact the IPEDS Help Desk at: 1-877-225-2568 or [ipedshelp@rti.org](mailto:ipedshelp@rti.org).

## Summary of Completions Data

Award Level	Number of Completions	
	1 <sup>st</sup> major	2 <sup>nd</sup> major
<u>Postsecondary award, certificate, or diploma (less than 1 academic year)</u>	51	0
<u>Bachelors degree or equivalent</u>	2,671	244
<u>Master's degree</u>	212	2
<u>Post-master's certificate</u>	0	0
Total number of degrees and certificates	2,934	

## Summary of Completers Data

	Number of Students		
	Men	Women	Total
All Completers	1,329	1,508	2,837

Completions

Central Washington University (234827)

Source	Description	Severity	Resolved	Options
<b>Global Edits</b>				
Perform Edits	Your institution reported offering award level(s) (6) in the prior year IC Header survey, but you did not report offering any programs at this level here. Please correct your data or explain the discrepancy. (Error #10528)	Explanation	Yes	
Reason:	More accurate coding has allowed CWU to reclassify the post-baccalaureate certificate as a Master's degree (EdS)			
Perform Edits	Current year completions (48) are outside the expected range when compared to completions reported in the prior year (29) for: Men, 2-digit field (9), award level (5). Please correct your data or explain. (Error #10504)	Explanation	Yes	
Reason:	Beginning this submission, CWU is reporting completions at the "specialization" level. This will reduce the number of completions in certain CIP codes and increase it in other CIP codes.			
Perform Edits	Current year completions (14) are outside the expected range when compared to completions reported in the prior year (41) for: Women, 2-digit field (11), award level (5). Please correct your data or explain. (Error #10505)	Explanation	Yes	
Reason:	Beginning this submission, CWU is reporting completions at the "specialization" level. This will reduce the number of completions in certain CIP codes and increase it in other CIP codes.			
Perform Edits	Current year completions (47) are outside the expected range when compared to completions reported in the prior year (30) for: Women, 2-digit field (19), award level (5). Please correct your data or explain. (Error #10506)	Explanation	Yes	
Reason:	Beginning this submission, CWU is reporting completions at the "specialization" level. This will reduce the number of completions in certain CIP codes and increase it in other CIP codes.			
Perform Edits	Current year completions (11) are outside the expected range when compared to completions reported in the prior year (59) for: Women, 2-digit field (30), award level (5). Please correct your data or explain. (Error #10505)	Explanation	Yes	
Reason:	Beginning this submission, CWU is reporting completions at the "specialization" level. This will reduce the number of completions in certain CIP codes and increase it in other CIP codes.			
Perform Edits	Current year completions (4) are outside the expected range when compared to completions reported in the prior year (23) for: Men, 2-digit field (30), award level (7). Please correct your data or explain. (Error #10503)	Explanation	Yes	
Reason:	Beginning this submission, CWU is reporting completions at the "specialization" level. This will reduce the number of completions in certain CIP codes and increase it in other CIP codes.			
Perform Edits	Current year completions (59) are outside the expected range when compared to completions reported in the prior year (26) for: Women, 2-digit field (51), award level (5). Please correct your data or explain. (Error #10506)	Explanation	Yes	
Reason:	Beginning this submission, CWU is reporting completions at the "specialization" level. This will reduce the number of completions in certain CIP codes and increase it in other CIP codes.			
<b>Screen: Completers- Less than 1-year certificates</b>				
Screen Entry	The total number of completers (Men + Women) reported for this award level (51) is outside the expected range when compared to the prior year value. Please correct your data or contact the IPEDS Help Desk for assistance. (Error #10584)	Explanation	Yes	



Reason: The higher number of certificates is due to more complete and accurate coding. These are not new certificate offerings as they have been awarded in the past; certain certificates are now being classified and reported correctly where they were not reported in previous years.