

Institution: Central Washington University (234827)

User ID: P2348271

### Completions Overview

Welcome to the IPEDS Completions survey component. The Completions component is one of several IPEDS components that is conducted during the Fall data collection period. It collects the number of degrees and certificates awarded by field of study, level of award, race/ethnicity, and gender. The reporting period for the Completions component is during the 12-month time period beginning July 1 of the previous calendar year and ending June 30 of the current calendar year; therefore, for this year's Completions component, the reporting period is between July 1, 2011 and June 30, 2012. Beginning with this year's data collection (2012-13), the Completions component is also collecting the number of students (e.g., completers) who earned awards between July 1, 2011 and June 30, 2012.

#### Completions Common Errors

Some common completions component errors include the following:

- Including award levels on your current year Completions that were not reported on your previous year's (PY) Institutional Characteristics (IC). [Award levels in the PY IC component cannot be changed; therefore, contact the IPEDS Help Desk at 1-877-225-2568 if you need assistance.]
- Forgetting to select CIP codes for new programs of study that are offered by the institution, but do not have completions for the reporting period.
- Forgetting to enter in zero in at least one of the cells for CIP codes that do not have completions.

#### Recent Changes

- The following question on **distance education** has been added to the "CIP Data" screen:  
"Is this program offered as a distance education program?"
- The following two new screens, which collect data specifically on students have been added to this component:
  - **"All Completers"** - Collects the number of students who earned an award between July 1, 2011 and June 30, 2012 by gender and race/ethnicity. (The intent of this screen is to collect an unduplicated count of total numbers of completers.)
  - **"Completers by Level"** - Collects the number of students who earned an award between July 1, 2011 and June 30, 2012 by award level and 1) by gender; 2) by race/ethnicity; and 3) by age.

#### General Information

CIP Codes:

The [CIP 2010 Website](#) includes a list of new CIP codes, a list of deleted CIP codes, a list of moved CIP Codes, and an online crosswalk of the 2000 CIP and 2010 CIP.

The Resources Page of the CIP 2010 website contains many valuable resources including:

- CIP 2010 Manual and copies of previous editions of the CIP Manual
- Crosswalk between the 2000 CIP codes and the 2010 CIP codes in Excel format

Keep in mind that some information provided by institutions on the Completions component appear in the [College Navigator](#), which is a major tool used by consumers searching for information about postsecondary education. It is therefore vitally important that you include accurate information about your institution.

Survey materials can be downloaded using the following link: [Survey Materials](#).

The prior year revision system can be accessed using the following link: [Prior Year Revision System](#)

**Completions CIP Data**

CIPCODE	Award Level	Major	Gender	Non Resident Alien	Hispanic / Latino	American Indian or Alaska Native	Asian	Black or African American	Native Hawaiian or Other Pacific Islander	White	Two or more Races	Race/ ethnicity unknown	Total	distance education program	
03.0103 Environmental Studies	5 - Bachelor's degree	1	Men	0	0	0	0	0	0	2	0	0	2		
			Women	0	2	0	0	0	0	0	2	0	0	4	
			Total	0	2	0	0	0	0	0	4	0	0	6	No
03.0104 Environmental Science	5 - Bachelor's degree	1	Men	0	0	0	0	0	0	2	0	0	2		
			Women	0	0	0	0	0	0	0	2	0	0	2	
			Total	0	0	0	0	0	0	0	4	0	0	4	No
03.0201 Natural Resources Management and Policy	7 - Master's degree	1	Men	0	0	1	0	0	0	0	0	0	1		
			Women	0	0	0	0	0	0	0	0	0	0	0	
			Total	0	0	1	0	0	0	0	0	0	0	1	No
05.0103 Asian Studies/Civilization	5 - Bachelor's degree	1	Men	0	0	0	0	0	0	2	0	0	2		
			Women	0	1	0	0	0	0	0	4	0	0	5	
			Total	0	1	0	0	0	0	0	6	0	0	7	No
09.0100 Communication, General	5 - Bachelor's degree	1	Men	0	0	0	0	1	0	5	0	0	6		
			Women	1	1	0	0	0	0	0	11	0	0	13	
			Total	1	1	0	0	1	0	0	16	0	0	19	No
09.0401 Journalism	5 - Bachelor's degree	1	Men	0	0	0	0	0	0	5	0	0	5		
			Women	0	0	0	0	0	0	0	4	0	0	4	
			Total	0	0	0	0	0	0	0	9	0	0	9	No
09.0402 Broadcast Journalism	5 - Bachelor's degree	1	Men	0	0	0	0	0	0	4	1	0	5		
			Women	0	0	0	1	2	0	2	0	0	0	5	
			Total	0	0	0	1	2	0	6	1	0	0	10	No
09.0702 Digital Communication and Media/Multimedia	5 - Bachelor's degree	1	Men	0	0	0	0	0	0	1	0	0	1		
			Women	0	0	0	0	0	0	0	3	0	0	3	
			Total	0	0	0	0	0	0	0	4	0	0	4	No
09.0902 Public Relations/Image Management	5 - Bachelor's degree	1	Men	0	0	0	0	1	0	15	1	2	19		
			Women	1	0	0	0	0	0	0	18	1	2	22	
			Total	1	0	0	0	1	0	0	33	2	4	41	No
09.0902 Public Relations/Image Management	5 - Bachelor's degree	2	Men	0	0	0	0	0	0	0	0	0	0		
			Women	0	0	0	0	0	0	0	1	0	0	1	
			Total	0	0	0	0	0	0	0	1	0	0	1	No
11.0701 Computer Science	5 - Bachelor's degree	1	Men	1	2	1	2	1	0	18	1	2	28		
			Women	0	0	0	0	0	0	0	2	1	0	3	
			Total	1	2	1	2	1	0	0	20	2	2	31	No
11.0801 Web Page, Digital/Multimedia and Information Resources Design	5 - Bachelor's degree	1	Men	0	0	0	1	0	0	10	1	0	12		
			Women	0	1	0	1	0	0	0	4	0	0	6	
			Total	0	1	0	2	0	0	0	14	1	0	18	No
11.0801 Web Page, Digital/Multimedia and Information Resources Design	5 - Bachelor's degree	2	Men	0	0	0	0	0	0	1	0	0	1		
			Women	0	0	0	0	0	0	0	0	0	0	0	
			Total	0	0	0	0	0	0	0	1	0	0	1	No
11.1002 System, Networking, and LAN/WAN Management/Manager	5 - Bachelor's degree	1	Men	0	2	0	0	0	0	9	0	0	11		
			Women	0	2	0	0	0	0	0	0	0	0	2	
			Total	0	4	0	0	0	0	0	9	0	0	13	No







CIPCODE	Award Level	Major	Gender	Non Resident Alien	Hispanic / Latino	American Indian or Alaska Native	Asian	Black or African American	Native Hawaiian or Other Pacific Islander	White	Two or more Races	Race/ ethnicity unknown	Total	distance education program
Mechanical Engineering/Mechanical Technology/Technician			Total	1	0	0	1	0	0	10	0	1	13	No
15.1001 Construction Engineering Technology/Technician	5 - Bachelor's degree	1	Men	0	0	0	0	0	0	26	2	2	30	
			Women	0	0	0	0	0	0	1	0	0	1	
			Total	0	0	0	0	0	0	27	2	2	31	No
16.0301 Chinese Language and Literature	5 - Bachelor's degree	1	Men	0	0	0	0	0	0	1	0	0	1	
			Women	0	0	0	0	0	0	0	0	0	0	
			Total	0	0	0	0	0	0	1	0	0	1	No
16.0302 Japanese Language and Literature	5 - Bachelor's degree	1	Men	0	0	0	0	0	0	3	0	0	3	
			Women	0	0	0	0	0	0	2	0	0	2	
			Total	0	0	0	0	0	0	5	0	0	5	No
16.0302 Japanese Language and Literature	5 - Bachelor's degree	2	Men	0	0	0	0	0	0	0	0	0	0	
			Women	0	0	0	0	0	0	1	0	0	1	
			Total	0	0	0	0	0	0	1	0	0	1	No
16.0402 Russian Language and Literature	5 - Bachelor's degree	1	Men	0	0	0	0	0	0	2	0	0	2	
			Women	0	0	0	0	0	0	1	0	0	1	
			Total	0	0	0	0	0	0	3	0	0	3	No
16.0501 German Language and Literature	5 - Bachelor's degree	1	Men	0	0	0	0	0	0	1	0	0	1	
			Women	0	0	0	0	0	0	0	0	0	0	
			Total	0	0	0	0	0	0	1	0	0	1	No
16.0901 French Language and Literature	5 - Bachelor's degree	1	Men	0	0	0	0	0	0	0	0	0	0	
			Women	0	1	0	0	0	0	0	0	0	1	
			Total	0	1	0	0	0	0	0	0	0	1	No
16.0905 Spanish Language and Literature	5 - Bachelor's degree	1	Men	0	2	0	0	0	0	4	0	0	6	
			Women	0	1	0	0	0	0	7	0	0	8	
			Total	0	3	0	0	0	0	11	0	0	14	No
16.0905 Spanish Language and Literature	5 - Bachelor's degree	2	Men	0	1	0	0	0	0	1	0	0	2	
			Women	0	3	0	1	0	0	1	0	0	5	
			Total	0	4	0	1	0	0	2	0	0	7	No
19.0101 Family and Consumer Sciences/Human Sciences, General	5 - Bachelor's degree	1	Men	0	0	0	0	0	0	0	0	0	0	
			Women	0	0	0	0	0	0	1	0	0	1	
			Total	0	0	0	0	0	0	1	0	0	1	No
19.0504 Human Nutrition	5 - Bachelor's degree	1	Men	0	0	0	1	0	0	2	0	1	4	
			Women	1	0	0	0	0	0	6	0	1	8	
			Total	1	0	0	1	0	0	8	0	2	12	No
19.0505 Foodservice Systems Administration/Management	5 - Bachelor's degree	1	Men	0	0	0	0	0	0	0	0	0	0	
			Women	0	0	0	0	0	0	2	0	0	2	
			Total	0	0	0	0	0	0	2	0	0	2	No
19.0704 Family Systems	5 - Bachelor's degree	1	Men	0	0	0	0	0	0	0	0	0	0	
			Women	0	1	0	0	0	0	22	0	0	23	
			Total	0	1	0	0	0	0	22	0	0	23	No
19.0704 Family Systems	7 - Master's degree	1	Men	0	0	0	0	0	0	0	0	0	0	
			Women	0	2	0	0	0	0	3	0	0	5	
			Total	0	2	0	0	0	0	3	0	0	5	No

CIPCODE	Award Level	Major	Gender	Non Resident Alien	Hispanic / Latino	American Indian or Alaska Native	Asian	Black or African American	Native Hawaiian or Other Pacific Islander	White	Two or more Races	Race/ ethnicity unknown	Total	distance education program
19.0905 Apparel and Textile Marketing Management	5 - Bachelor's degree	1	Men	0	0	0	0	0	0	0	0	0	0	
			Women	1	2	0	0	1	0	7	0	0	11	
			Total	1	2	0	0	1	0	7	0	0	11	No
19.9999 Family and Consumer Sciences/Human Sciences, Other	5 - Bachelor's degree	1	Men	0	0	0	0	0	0	1	0	0	1	
			Women	0	0	0	0	0	0	0	0	0	0	
			Total	0	0	0	0	0	0	1	0	0	1	No
22.0000 Legal Studies, General	5 - Bachelor's degree	1	Men	0	0	0	0	0	0	1	0	0	1	
			Women	0	0	0	0	0	0	2	0	0	2	
			Total	0	0	0	0	0	0	3	0	0	3	No
22.0001 Pre-Law Studies	5 - Bachelor's degree	1	Men	0	1	0	0	0	0	0	0	0	1	
			Women	0	0	0	0	0	0	2	0	0	2	
			Total	0	1	0	0	0	0	2	0	0	3	No
23.0101 English Language and Literature, General	5 - Bachelor's degree	1	Men	0	1	0	0	0	0	16	1	2	20	
			Women	1	0	0	0	1	0	17	1	0	20	
			Total	1	1	0	0	1	0	33	2	2	40	No
23.0101 English Language and Literature, General	7 - Master's degree	1	Men	0	0	0	0	0	0	3	0	1	4	
			Women	0	0	0	0	0	0	2	0	0	2	
			Total	0	0	0	0	0	0	5	0	1	6	No
23.1303 Professional, Technical, Business, and Scientific Writing	1 - Awards of less than 1 academic year	1	Men	0	0	0	0	1	0	0	0	0	1	
			Women	0	0	0	0	0	0	1	0	0	1	
			Total	0	0	0	0	1	0	1	0	0	2	No
26.0101 Biology/Biological Sciences, General	5 - Bachelor's degree	1	Men	1	1	1	2	1	0	23	0	2	31	
			Women	0	2	0	0	0	0	28	2	3	35	
			Total	1	3	1	2	1	0	51	2	5	66	No
26.0101 Biology/Biological Sciences, General	7 - Master's degree	1	Men	0	0	0	0	0	0	3	1	0	4	
			Women	0	0	0	0	0	0	3	0	0	3	
			Total	0	0	0	0	0	0	6	1	0	7	No
26.0908 Exercise Physiology	5 - Bachelor's degree	1	Men	0	1	1	0	0	0	14	0	0	16	
			Women	0	1	0	1	0	0	12	1	0	15	
			Total	0	2	1	1	0	0	26	1	0	31	No
27.0101 Mathematics, General	5 - Bachelor's degree	1	Men	0	0	0	0	0	0	5	0	0	5	
			Women	0	0	0	0	0	0	3	0	0	3	
			Total	0	0	0	0	0	0	8	0	0	8	No
27.0101 Mathematics, General	5 - Bachelor's degree	2	Men	0	0	0	0	0	0	2	0	0	2	
			Women	0	0	0	0	0	0	0	0	0	0	
			Total	0	0	0	0	0	0	2	0	0	2	No
27.0399 Applied Mathematics, Other	5 - Bachelor's degree	1	Men	2	0	0	0	0	0	2	1	0	5	
			Women	2	0	0	0	0	0	2	0	0	4	
			Total	4	0	0	0	0	0	4	1	0	9	No
30.0101 Biological and Physical Sciences	5 - Bachelor's degree	1	Men	0	0	0	0	0	0	2	0	0	2	
			Women	0	0	0	0	0	0	2	0	0	2	
			Total	0	0	0	0	0	0	4	0	0	4	No
30.0101 Biological and Physical Sciences	7 - Master's degree	1	Men	0	0	0	0	0	0	1	0	0	1	
			Women	0	1	0	0	0	0	7	1	1	10	
			Total	0	1	0	0	0	0	8	1	1	11	No







CIPCODE	Award Level	Major	Gender	Non Resident Alien	Hispanic / Latino	American Indian or Alaska Native	Asian	Black or African American	Native Hawaiian or Other Pacific Islander	White	Two or more Races	Race/ ethnicity unknown	Total	distance education program	
			Total	0	0	0	0	0	0	1	0	0	1	Yes	
43.0107 Criminal Justice/Police Science	5 - Bachelor's degree	1	Men	0	0	0	0	0	0	7	0	1	8		
			Women	0	0	0	0	0	1	0	0	0	1		
			Total	0	0	0	0	0	0	8	0	1	9	No	
44.0000 Human Services, General	5 - Bachelor's degree	1	Men	0	2	0	0	0	0	2	1	0	5		
			Women	0	7	0	0	0	6	1	1	15			
			Total	0	9	0	0	0	8	2	1	20	No		
44.0000 Human Services, General	5 - Bachelor's degree	2	Men	0	0	0	0	0	0	0	0	0	0		
			Women	0	0	0	0	1	0	0	0	0	1		
			Total	0	0	0	0	1	0	0	0	0	1	No	
44.0501 Public Policy Analysis, General	5 - Bachelor's degree	1	Men	0	0	0	0	0	0	1	0	0	1		
			Women	0	0	0	0	0	0	0	0	0	0	0	
			Total	0	0	0	0	0	0	1	0	0	1	No	
45.0101 Social Sciences, General	5 - Bachelor's degree	1	Men	1	2	0	0	4	0	39	3	4	53		
			Women	1	9	0	3	5	1	73	6	5	103		
			Total	2	11	0	3	9	1	112	9	9	156	Yes	
45.0101 Social Sciences, General	5 - Bachelor's degree	2	Men	0	0	0	0	0	0	0	0	0	0		
			Women	0	0	0	0	0	0	1	1	0	2		
			Total	0	0	0	0	0	0	1	1	0	2	Yes	
45.0201 Anthropology	5 - Bachelor's degree	1	Men	0	0	0	0	0	0	12	1	0	13		
			Women	0	2	0	1	0	0	14	2	1	20		
			Total	0	2	0	1	0	0	26	3	1	33	No	
45.0601 Economics, General	5 - Bachelor's degree	1	Men	0	2	0	3	0	0	13	0	0	18		
			Women	0	0	0	0	0	0	0	0	0	0	0	
			Total	0	2	0	3	0	0	13	0	0	18	No	
45.0601 Economics, General	5 - Bachelor's degree	2	Men	0	0	0	0	0	0	2	0	0	2		
			Women	0	0	0	0	0	0	0	1	0	1		
			Total	0	0	0	0	0	0	2	1	0	3	No	
45.0701 Geography	5 - Bachelor's degree	1	Men	0	2	0	0	0	0	20	0	0	22		
			Women	1	0	0	0	0	0	7	1	0	9		
			Total	1	2	0	0	0	0	27	1	0	31	No	
45.0702 Geographic Information Science and Cartography	1 - Awards of less than 1 academic year	1	Men	0	1	0	0	0	0	10	0	0	11		
			Women	0	0	0	0	0	0	4	0	0	4		
			Total	0	1	0	0	0	0	14	0	0	15	No	
45.1001 Political Science and Government, General	5 - Bachelor's degree	1	Men	0	0	0	0	0	0	16	1	2	19		
			Women	0	0	0	0	0	0	3	0	0	3		
			Total	0	0	0	0	0	0	19	1	2	22	No	
45.1001 Political Science and Government, General	5 - Bachelor's degree	2	Men	0	0	0	0	0	0	7	0	1	8		
			Women	0	1	0	0	0	0	1	1	0	3		
			Total	0	1	0	0	0	0	8	1	1	11	No	
45.1101 Sociology	5 - Bachelor's degree	1	Men	0	1	0	1	3	1	10	2	0	18		
			Women	0	8	1	0	0	2	26	0	1	38		
			Total	0	9	1	1	3	3	36	2	1	56	Yes	
45.1101 Sociology	5 - Bachelor's degree	2	Men	0	0	0	0	0	0	9	2	0	11		
			Women	0	3	0	1	0	0	6	0	0	10		
			Total	0	3	0	1	0	0	15	2	0	21	Yes	

CIPCODE	Award Level	Major	Gender	Non Resident Alien	Hispanic / Latino	American Indian or Alaska Native	Asian	Black or African American	Native Hawaiian or Other Pacific Islander	White	Two or more Races	Race/ ethnicity unknown	Total	distance education program	
49.0102 Airline/Commercial/Professional Pilot and Flight Crew	5 - Bachelor's degree	1	Men	0	1	0	0	0	0	16	1	2	20		
			Women	0	0	0	1	0	0	2	0	0	3		
			Total	0	1	0	1	0	18	1	2	23	No		
49.0104 Aviation/Airway Management and Operations	5 - Bachelor's degree	1	Men	0	0	1	1	0	0	3	0	0	5		
			Women	0	0	0	0	1	0	2	0	0	3		
			Total	0	0	1	1	1	0	5	0	0	8	No	
50.0409 Graphic Design	5 - Bachelor's degree	1	Men	0	1	0	2	0	0	2	0	0	5		
			Women	0	1	0	0	1	0	11	0	1	14		
			Total	0	2	0	2	1	0	13	0	1	19	No	
50.0501 Drama and Dramatics/Theatre Arts, General	5 - Bachelor's degree	1	Men	0	0	0	1	0	0	1	0	0	2		
			Women	0	0	0	0	0	0	9	1	0	10		
			Total	0	0	0	1	0	0	10	1	0	12	No	
50.0501 Drama and Dramatics/Theatre Arts, General	7 - Master's degree	1	Men	0	0	0	0	0	0	0	0	0	0		
			Women	0	0	0	0	0	0	1	0	0	1		
			Total	0	0	0	0	0	0	1	0	0	1	No	
50.0501 Drama and Dramatics/Theatre Arts, General	5 - Bachelor's degree	2	Men	0	0	0	0	0	0	1	0	0	1		
			Women	0	0	0	0	0	0	0	0	0	0	0	
			Total	0	0	0	0	0	0	1	0	0	1	No	
50.0502 Technical Theatre/Theatre Design and Technology	5 - Bachelor's degree	1	Men	0	0	0	0	0	0	3	0	0	3		
			Women	0	0	0	0	0	0	3	0	0	3		
			Total	0	0	0	0	0	0	6	0	0	6	No	
50.0506 Acting	5 - Bachelor's degree	1	Men	0	0	0	0	0	0	2	0	0	2		
			Women	0	0	0	0	0	0	3	0	0	3		
			Total	0	0	0	0	0	0	5	0	0	5	No	
50.0509 Musical Theatre	5 - Bachelor's degree	1	Men	0	0	0	0	0	0	4	0	0	4		
			Women	0	0	0	0	0	0	1	0	0	1		
			Total	0	0	0	0	0	0	5	0	0	5	No	
50.0601 Film/Cinema/Video Studies	5 - Bachelor's degree	1	Men	0	0	0	0	0	0	0	0	0	0		
			Women	0	0	0	0	0	1	2	0	0	3		
			Total	0	0	0	0	0	1	2	0	0	3	No	
50.0602 Cinematography and Film/Video Production	5 - Bachelor's degree	1	Men	0	1	0	0	0	0	16	1	0	18		
			Women	0	0	0	0	0	0	2	2	1	5		
			Total	0	1	0	0	0	0	18	3	1	23	No	
50.0701 Art/Art Studies, General	5 - Bachelor's degree	1	Men	0	0	0	0	0	0	2	0	0	2		
			Women	0	0	0	0	0	0	4	1	0	5		
			Total	0	0	0	0	0	0	6	1	0	7	No	
50.0702 Fine/Studio Arts, General	5 - Bachelor's degree	1	Men	0	0	0	1	0	0	6	0	0	7		
			Women	0	0	0	0	0	0	7	1	0	8		
			Total	0	0	0	1	0	0	13	1	0	15	No	
50.0708 Painting	7 - Master's degree	1	Men	0	1	0	0	0	0	0	0	0	1		
			Women	0	0	0	0	0	0	1	0	0	1		
			Total	0	1	0	0	0	0	1	0	0	2	No	
50.0713 Metal and Jewelry Arts	5 - Bachelor's degree	1	Men	0	0	1	0	0	0	0	0	0	1		
			Women	0	0	0	0	0	0	0	0	0	0	0	
			Total	0	0	1	0	0	0	0	0	0	0	1	No
50.0901	5 - Bachelor's degree	1	Men	0	0	0	0	0	0	5	1	1	7		

CIPCODE	Award Level	Major	Gender	Non Resident Alien	Hispanic / Latino	American Indian or Alaska Native	Asian	Black or African American	Native Hawaiian or Other Pacific Islander	White	Two or more Races	Race/ ethnicity unknown	Total	distance education program
Music, General			Women	0	0	0	1	0	0	2	0	0	3	
			Total	0	0	0	1	0	0	7	1	1	10	No
50.0903 Music Performance, General	5 - Bachelor's degree	1	Men	0	0	0	1	0	0	1	0	0	2	
			Women	0	0	0	0	0	0	2	0	1	3	
			Total	0	0	0	1	0	0	3	0	1	5	No
50.0903 Music Performance, General	7 - Master's degree	1	Men	0	0	0	0	0	0	0	0	0	0	
			Women	0	0	0	0	0	0	1	0	0	1	
			Total	0	0	0	0	0	0	1	0	0	1	No
50.0903 Music Performance, General	5 - Bachelor's degree	2	Men	0	0	0	0	0	0	0	0	0	0	
			Women	0	0	0	0	0	0	2	0	0	2	
			Total	0	0	0	0	0	0	2	0	0	2	No
50.0904 Music Theory and Composition	5 - Bachelor's degree	1	Men	0	0	0	0	0	0	2	0	0	2	
			Women	0	0	0	0	0	0	1	0	0	1	
			Total	0	0	0	0	0	0	3	0	0	3	No
50.0904 Music Theory and Composition	7 - Master's degree	1	Men	0	1	0	0	0	0	0	0	0	1	
			Women	0	0	0	0	0	0	0	0	0	0	
			Total	0	1	0	0	0	0	0	0	0	1	No
50.0906 Conducting	7 - Master's degree	1	Men	0	0	0	0	0	0	2	0	0	2	
			Women	0	0	0	0	0	0	2	0	0	2	
			Total	0	0	0	0	0	0	4	0	0	4	No
50.0908 Voice and Opera	5 - Bachelor's degree	1	Men	0	0	0	0	0	0	1	1	0	2	
			Women	0	0	0	0	1	0	2	0	0	3	
			Total	0	0	0	0	1	0	3	1	0	5	No
50.0910 Jazz/Jazz Studies	5 - Bachelor's degree	1	Men	0	0	0	0	0	0	5	0	0	5	
			Women	0	0	0	0	0	0	0	0	0	0	
			Total	0	0	0	0	0	0	5	0	0	5	No
50.0911 Stringed Instruments	5 - Bachelor's degree	1	Men	0	0	0	0	0	0	2	0	0	2	
			Women	0	0	0	0	0	0	1	0	1	2	
			Total	0	0	0	0	0	0	3	0	1	4	No
50.0912 Music Pedagogy	7 - Master's degree	1	Men	0	0	0	0	0	0	1	0	0	1	
			Women	0	0	0	0	0	0	0	0	1	1	
			Total	0	0	0	0	0	0	1	0	1	2	No
50.0916 Percussion Instruments	5 - Bachelor's degree	1	Men	0	0	0	0	0	0	0	0	0	0	
			Women	0	0	0	0	0	0	2	0	0	2	
			Total	0	0	0	0	0	0	2	0	0	2	No
51.0904 Emergency Medical Technology/Technician (EMT Paramedic)	5 - Bachelor's degree	1	Men	0	2	0	1	0	0	6	1	0	10	
			Women	0	0	0	0	0	0	1	0	0	1	
			Total	0	2	0	1	0	0	7	1	0	11	Yes
51.0904 Emergency Medical Technology/Technician (EMT Paramedic)	5 - Bachelor's degree	2	Men	0	0	0	0	0	0	1	0	0	1	
			Women	0	0	0	0	0	0	0	0	0	0	
			Total	0	0	0	0	0	0	1	0	0	1	Yes
51.1105 Pre-Nursing Studies	5 - Bachelor's degree	1	Men	0	0	0	0	0	0	0	0	0	0	
			Women	0	0	0	0	0	0	11	3	0	14	
			Total	0	0	0	0	0	0	11	3	0	14	No

CIPCODE	Award Level	Major	Gender	Non Resident Alien	Hispanic / Latino	American Indian or Alaska Native	Asian	Black or African American	Native Hawaiian or Other Pacific Islander	White	Two or more Races	Race/ ethnicity unknown	Total	distance education program	
51.2207 Public Health Education and Promotion	5 - Bachelor's degree	1	Men	0	0	1	0	0	0	1	0	1	3		
			Women	0	5	1	0	0	0	11	1	0	18		
			Total	0	5	2	0	0	0	12	1	1	21	No	
51.3101 Dietetics/Dietitian	5 - Bachelor's degree	1	Men	0	0	0	0	0	0	1	0	0	1		
			Women	0	2	0	1	0	0	21	1	1	26		
			Total	0	2	0	1	0	0	22	1	1	27	No	
51.3101 Dietetics/Dietitian	5 - Bachelor's degree	2	Men	0	0	0	0	0	0	1	0	0	1		
			Women	0	0	0	0	0	0	0	0	0	0	0	
			Total	0	0	0	0	0	0	1	0	0	1	No	
52.0201 Business Administration and Management, General	5 - Bachelor's degree	1	Men	15	10	1	19	4	0	94	7	4	154		
			Women	18	7	1	10	2	1	44	6	5	94		
			Total	33	17	2	29	6	1	138	13	9	248	No	
52.0201 Business Administration and Management, General	5 - Bachelor's degree	2	Men	3	0	0	4	2	0	14	0	0	23		
			Women	4	1	0	2	0	0	16	0	2	25		
			Total	7	1	0	6	2	0	30	0	2	48	No	
52.0203 Logistics, Materials, and Supply Chain Management	1 - Awards of less than 1 academic year	1	Men	0	0	0	1	0	0	6	1	1	9		
			Women	1	0	0	4	0	0	2	1	0	8		
			Total	1	0	0	5	0	0	8	2	1	17	No	
52.0212 Retail Management	5 - Bachelor's degree	1	Men	0	0	0	0	0	0	1	0	0	1		
			Women	0	0	0	0	0	0	5	0	0	5		
			Total	0	0	0	0	0	0	6	0	0	6	No	
52.0299 Business Administration, Management and Operations, Other	1 - Awards of less than 1 academic year	1	Men	1	0	0	0	0	0	1	0	0	2		
			Women	0	0	0	0	0	0	1	0	0	1		
			Total	1	0	0	0	0	0	2	0	0	3	No	
52.0299 Business Administration, Management and Operations, Other	5 - Bachelor's degree	1	Men	1	0	0	3	1	0	20	1	2	28		
			Women	2	0	0	1	0	0	10	1	2	16		
			Total	3	0	0	4	1	0	30	2	4	44	No	
52.0301 Accounting	5 - Bachelor's degree	1	Men	8	3	0	17	5	0	54	2	5	94		
			Women	17	6	0	22	4	0	69	1	9	128		
			Total	25	9	0	39	9	0	123	3	14	222	No	
52.0301 Accounting	7 - Master's degree	1	Men	1	0	0	3	0	0	4	0	1	9		
			Women	4	1	0	0	0	0	10	1	0	16		
			Total	5	1	0	3	0	0	14	1	1	25	No	
52.0301 Accounting	5 - Bachelor's degree	2	Men	0	0	0	0	0	0	1	0	0	1		
			Women	0	0	0	0	0	0	0	0	0	0	0	
			Total	0	0	0	0	0	0	1	0	0	1	No	
52.0407 Business/Office Automation/Technology/Data Entry	5 - Bachelor's degree	1	Men	2	0	0	0	2	0	20	1	2	27		
			Women	0	0	0	1	0	0	3	0	0	4		
			Total	2	0	0	1	2	0	23	1	2	31	Yes	
52.0903 Tourism and Travel Services Management	5 - Bachelor's degree	1	Men	1	0	0	0	0	0	7	0	0	8		
			Women	0	1	0	1	0	0	10	0	0	12		
			Total	1	1	0	1	0	0	17	0	0	20	No	
52.0903	5 - Bachelor's degree	2	Men	0	0	0	0	0	0	0	0	0	0		
			Women	0	0	0	0	0	0	1	0	0	1		

CIPCODE	Award Level	Major	Gender	Non Resident Alien	Hispanic / Latino	American Indian or Alaska Native	Asian	Black or African American	Native Hawaiian or Other Pacific Islander	White	Two or more Races	Race/ ethnicity unknown	Total	distance education program
Tourism and Travel Services Management			Total	0	0	0	0	0	0	1	0	0	1	No
52.1909 Special Products Marketing Operations	1 - Awards of less than 1 academic year	1	Men	2	2	0	0	0	0	10	1	2	17	
			Women	0	0	0	0	0	0	19	1	4	24	
			Total	2	2	0	0	0	0	29	2	6	41	No
52.1909 Special Products Marketing Operations	5 - Bachelor's degree	1	Men	0	0	0	0	0	0	0	0	0	0	
			Women	0	0	0	0	0	0	6	0	1	7	
			Total	0	0	0	0	0	0	6	0	1	7	No
54.0101 History, General	5 - Bachelor's degree	1	Men	0	1	0	0	0	0	22	0	3	26	
			Women	0	0	0	1	0	0	4	2	2	9	
			Total	0	1	0	1	0	0	26	2	5	35	No
54.0101 History, General	7 - Master's degree	1	Men	0	0	1	0	0	0	5	0	0	6	
			Women	0	0	0	0	0	0	5	0	0	5	
			Total	0	0	1	0	0	0	10	0	0	11	No
54.0101 History, General	5 - Bachelor's degree	2	Men	0	0	0	0	0	0	1	0	0	1	
			Women	0	0	0	0	0	0	2	0	0	2	
			Total	0	0	0	0	0	0	3	0	0	3	No

**Completions: total by first major**

99.0000 Summary Grand Totals	Award Level	Nonresident alien	Hispanic Latino	American Indian or Alaska Native	Asian	Black or African American	Native Hawaiian or Other Pacific Islander	White	Two or more Races	Race/ethnicity unknown	Total	PY Total
<b>Awards of less than 1 academic year</b>	<b>1</b>											
Men		3	3	0	2	1	0	37	4	5	55	57
Women		1	2	0	4	0	0	32	2	5	46	37
<b>Total</b>		4	5	0	6	1	0	69	6	10	101	94
<b>Bachelor's degree</b>	<b>5</b>											
Men		38	68	9	69	29	2	851	52	65	1183	1061
Women		49	108	5	54	23	6	946	57	74	1322	1375
<b>Total</b>		87	176	14	123	52	8	1797	109	139	2505	2436
<b>Postbaccalaureate certificates</b>	<b>6</b>											
Men		0	0	0	0	0	0	2	0	0	2	0
Women		0	0	0	0	0	0	3	0	0	3	0
<b>Total</b>		0	0	0	0	0	0	5	0	0	5	0
<b>Master's degree</b>	<b>7</b>											
Men		14	2	3	7	1	0	59	3	4	93	95
Women		15	6	2	1	0	0	103	4	6	137	112
<b>Total</b>		29	8	5	8	1	0	162	7	10	230	207

Grand Total Men		55	73	12	78	31	2	949	59	74	1333	1213
Grand Total Women		65	116	7	59	23	6	1084	63	85	1508	1524
Grand Total		120	189	19	137	54	8	2033	122	159	2841	2737

PY Grand Total Men		28	77	13	54	33	2	884	55	67		1213
PY Grand Total Women		56	140	17	76	30	2	1079	52	72		1524
PY Grand Total		84	217	30	130	63	4	1963	107	139		2737

**Completions: total by second major**

99.0000 Summary Grand Totals	Award Level	Nonresident alien	Hispanic Latino	American Indian or Alaska Native	Asian	Black or African American	Native Hawaiian or Other Pacific Islander	White	Two or more Races	Race/ethnicity unknown	Total	PY Total
<b>Bachelor's degree</b>	<b>5</b>											
Men		3	2	0	4	2	0	51	3	3	68	71
Women		5	14	1	6	1	0	77	8	6	118	150
<b>Total</b>		8	16	1	10	3	0	128	11	9	186	221

Grand Total Men		3	2	0	4	2	0	51	3	3	68	71
Grand Total Women		5	14	1	6	1	0	77	8	6	118	150
Grand Total		8	16	1	10	3	0	128	11	9	186	221

PY Grand Total Men		0	8	0	3	2	0	53	3	2		71
PY Grand Total Women		4	12	0	11	2	1	103	4	13		150
PY Grand Total		4	20	0	14	4	1	156	7	15		221



## All Completers

Institutions must report the following information. (Some data will be pre-populated from the completions by CIP code data.)

## All Completers

Number of students by gender and race and ethnicity earning an award between July 1, 2011 and June 30, 2012. Count each student only once, regardless of how many awards he/she earned. The intent of this screen is to collect an unduplicated count of total numbers of *completers*.

- Report Hispanic/Latino individuals of any race as Hispanic/Latino
- Report race for non-Hispanic/Latino individuals only

	Men		Women		Total Students
	Number of Students	Total Awards	Number of Students	Total Awards	
<u>Nonresident alien</u>	54	55	64	65	118
<u>Hispanic/Latino</u>	68	73	112	116	180
<u>American Indian or Alaska Native</u>	12	12	7	7	19
<u>Asian</u>	78	78	59	59	137
<u>Black or African American</u>	30	31	23	23	53
<u>Native Hawaiian or Other Pacific Islander</u>	2	2	6	6	8
<u>White</u>	918	949	1,047	1,084	1,965
<u>Two or more races</u>	57	59	62	63	119
<u>Race and ethnicity unknown</u>	71	74	82	85	153
<b>TOTAL</b>	1,290	1,333	1,462	1,508	2,752

Completers by Level

Institutions must report the following information. This screen will be shown for each of the following award categories for which completions have been reported:

- Less than 1-year certificates
- At least 1 but less than 4-year certificates
- Associate's degrees
- Bachelor's degrees
- Master's degrees
- Doctor's degrees
- Postbaccalaureate and post-master's certificates

Less than 1-year certificates

Number of students by gender, by race and ethnicity, and by age earning this award between July 1, 2011 and June 30, 2012. Each student should be counted once per award level. For example, if a student earned a master's degree and a doctor's degree, he/she should be counted once in master's and once in doctor's. A student earning two master's degrees should be counted only once.

- Report Hispanic/Latino individuals of any race as Hispanic/Latino
- Report race for non-Hispanic/Latino individuals only

	Number of Students	Total Awards
<b>By Gender</b>		
Men	<input type="text" value="51"/>	55
Women	<input type="text" value="42"/>	46
<b>TOTAL</b>	<b>93</b>	<b>101</b>
<b>By Race/Ethnicity</b>		
<u>Nonresident alien</u>	<input type="text" value="4"/>	4
<u>Hispanic/Latino</u>	<input type="text" value="5"/>	5
<u>American Indian or Alaska Native</u>	<input type="text" value=""/>	0
<u>Asian</u>	<input type="text" value="6"/>	6
<u>Black or African American</u>	<input type="text" value="1"/>	1
<u>Native Hawaiian or Other Pacific Islander</u>	<input type="text" value=""/>	0

White	<input type="text" value="63"/>	69
Two or more races	<input type="text" value="5"/>	6
Race and ethnicity unknown	<input type="text" value="9"/>	10
<b>TOTAL</b>	<b>93</b>	<b>101</b>

<b>By Age</b>		
Under 18	<input type="text"/>	
18-24	<input type="text" value="63"/>	
25-39	<input type="text" value="25"/>	
40 and Above	<input type="text" value="5"/>	
Age Unknown	<input type="text"/>	
<b>TOTAL</b>	<b>93</b>	<b>101</b>

Completers by Level

Institutions must report the following information. This screen will be shown for each of the following award categories for which completions have been reported:

- Less than 1-year certificates
- At least 1 but less than 4-year certificates
- Associate's degrees
- Bachelor's degrees
- Master's degrees
- Doctor's degrees
- Postbaccalaureate and post-master's certificates

**Bachelor's degrees**


Number of students by gender, by race and ethnicity, and by age earning this award between July 1, 2011 and June 30, 2012. Each student should be counted once per award level. For example, if a student earned a master's degree and a doctor's degree, he/she should be counted once in master's and once in doctor's. A student earning two master's degrees should be counted only once.

- Report Hispanic/Latino individuals of any race as Hispanic/Latino
- Report race for non-Hispanic/Latino individuals only

	Number of Students	Total Awards
<b>By Gender</b>		
Men	1,158	1,183
Women	1,291	1,322
<b>TOTAL</b>	<b>2,449</b>	<b>2,505</b>
<b>By Race/Ethnicity</b>		
<u>Nonresident alien</u>	86	87
<u>Hispanic/Latino</u>	169	176
<u>American Indian or Alaska Native</u>	14	14
<u>Asian</u>	123	123
<u>Black or African American</u>	52	52
<u>Native Hawaiian or Other Pacific Islander</u>	8	8

White	<input type="text" value="1,754"/>	1,797
Two or more races	<input type="text" value="109"/>	109
Race and ethnicity unknown	<input type="text" value="134"/>	139
<b>TOTAL</b>	<b>2,449</b>	<b>2,505</b>

--	--	--

 **By Age**

Under 18	<input type="text"/>	
18-24	<input type="text" value="1,358"/>	
25-39	<input type="text" value="955"/>	
40 and Above	<input type="text" value="135"/>	
Age Unknown	<input type="text" value="1"/>	
<b>TOTAL</b>	<b>2,449</b>	<b>2,505</b>

Completers by Level

Institutions must report the following information. This screen will be shown for each of the following award categories for which completions have been reported:

- Less than 1-year certificates
- At least 1 but less than 4-year certificates
- Associate's degrees
- Bachelor's degrees
- Master's degrees
- Doctor's degrees
- Postbaccalaureate and post-master's certificates

**Postbaccalaureate and post-master's certificates**


Number of students by gender, by race and ethnicity, and by age earning this award between July 1, 2011 and June 30, 2012. Each student should be counted once per award level. For example, if a student earned a master's degree and a doctor's degree, he/she should be counted once in master's and once in doctor's. A student earning two master's degrees should be counted only once.

- Report Hispanic/Latino individuals of any race as Hispanic/Latino
- Report race for non-Hispanic/Latino individuals only

	Number of Students	Total Awards
<b>By Gender</b>		
Men	<input type="text" value="2"/>	2
Women	<input type="text" value="3"/>	3
<b>TOTAL</b>	<b>5</b>	<b>5</b>
<b>By Race/Ethnicity</b>		
<u>Nonresident alien</u>	<input type="text"/>	0
<u>Hispanic/Latino</u>	<input type="text"/>	0
<u>American Indian or Alaska Native</u>	<input type="text"/>	0
<u>Asian</u>	<input type="text"/>	0
<u>Black or African American</u>	<input type="text"/>	0
<u>Native Hawaiian or Other Pacific Islander</u>	<input type="text"/>	0

<u>White</u>	<input type="text" value="5"/>	5
Two or more races	<input type="text"/>	0
<u>Race and ethnicity unknown</u>	<input type="text"/>	0
<b>TOTAL</b>	5	5

--	--	--

 **By Age**

Under 18	<input type="text" value="0"/>	
18-24	<input type="text"/>	
25-39	<input type="text" value="5"/>	
40 and Above	<input type="text"/>	
Age Unknown	<input type="text"/>	
<b>TOTAL</b>	5	5

Completers by Level

Institutions must report the following information. This screen will be shown for each of the following award categories for which completions have been reported:

- Less than 1-year certificates
- At least 1 but less than 4-year certificates
- Associate's degrees
- Bachelor's degrees
- Master's degrees
- Doctor's degrees
- Postbaccalaureate and post-master's certificates

Master's degrees

Number of students by gender, by race and ethnicity, and by age earning this award between July 1, 2011 and June 30, 2012. Each student should be counted once per award level. For example, if a student earned a master's degree and a doctor's degree, he/she should be counted once in master's and once in doctor's. A student earning two master's degrees should be counted only once.


- Report Hispanic/Latino individuals of any race as Hispanic/Latino
- Report race for non-Hispanic/Latino individuals only

	Number of Students	Total Awards
<b>By Gender</b>		
Men	<input type="text" value="93"/>	93
Women	<input type="text" value="137"/>	137
<b>TOTAL</b>	230	230
<b>By Race/Ethnicity</b>		
<u>Nonresident alien</u>	<input type="text" value="29"/>	29
<u>Hispanic/Latino</u>	<input type="text" value="8"/>	8
<u>American Indian or Alaska Native</u>	<input type="text" value="5"/>	5
<u>Asian</u>	<input type="text" value="8"/>	8
<u>Black or African American</u>	<input type="text" value="1"/>	1
<u>Native Hawaiian or Other Pacific Islander</u>	<input type="text" value="0"/>	0



<u>White</u>	<input type="text" value="162"/>	162
Two or more races	<input type="text" value="7"/>	7
<u>Race and ethnicity unknown</u>	<input type="text" value="10"/>	10
<b>TOTAL</b>	230	230

--	--	--

 **By Age**

Under 18	<input type="text"/>	
18-24	<input type="text" value="21"/>	
25-39	<input type="text" value="171"/>	
40 and Above	<input type="text" value="38"/>	
Age Unknown	<input type="text"/>	
<b>TOTAL</b>	230	230

Prepared By

**This survey component was prepared by:** Keyholder  SFA Contact  HR Contact  Finance Contact  OtherName: Email: How long did it take to prepare this survey component?  hours  minutes

The name of the preparer is being collected so that we can follow up with the appropriate person in the event that there are questions concerning the data. The Keyholder will be copied on all email correspondence to other preparers.

The time it took to prepare this component is being collected so that we can continue to improve our estimate of the reporting burden associated with IPEDS. Please include in your estimate the time it took for you to review instructions, query and search data sources, complete and review the component, and submit the data through the Data Collection System.

Thank you for your assistance.

## Summary

IPEDS collects important information regarding your institution. All data reported in IPEDS survey components become available in the IPEDS Data Center and appear as aggregated data in various Department of Education reports. Additionally, some of the reported data appears specifically for your institution through the College Navigator website and is included in your institution's Data Feedback Report (DFR). The purpose of this summary is to provide you an opportunity to view some of the data that, when accepted through the IPEDS quality control process, will appear on the College Navigator website and/or your DFR. College Navigator is updated approximately three months after the data collection period closes and Data Feedback Reports will be available through the ExPT and sent to your institution's CEO in November 2013.

Please review your data for accuracy. If you have questions about the data displayed below after reviewing the data reported on the survey screens, please contact the IPEDS Help Desk at: 1-877-225-2568 or [ipedshelp@rti.org](mailto:ipedshelp@rti.org).

## Summary of Completions Data

Award Level	Number of Completions	
	1 <sup>st</sup> major	2 <sup>nd</sup> major
<u>Postsecondary award, certificate, or diploma (less than 1 academic year)</u>	101	0
<u>Bachelors degree or equivalent</u>	2,505	186
<u>Postbaccalaureate certificate</u>	5	0
<u>Master's degree</u>	230	0
Total number of degrees and certificates	2,841	

## Summary of Completers Data

	Number of Students		
	Men	Women	Total
All Completers	1,290	1,462	2,752

## Completions

### Central Washington University (234827)

Source	Description	Severity	Resolved	Options
<b>Global Edits</b>				
Perform Edits	You did not report level(s) (1) in last year's IC Header Survey, but you reported completions for these award level(s). Please explain or correct. (Error #10529)	Explanation	Yes	
Reason:	The edit report did not indicate the CIP and Award Level to which this note refers. Level was 1 was omitted in error, Help Desk will enter level 4 for CY IC Header.			
Perform Edits	Current year completions (51) are not within the expected range when compared to completions (19) reported in the prior year for: men, 2-digit field (11), award level (5). Please explain or correct. (Error #10503)	Explanation	Yes	
Reason:	The edit report did not indicate the CIP and Award Level to which this note refers. Specialisation, network administration and web development offered by business department assigned to CIP 11.			
Perform Edits	Current year completions (27) are not within the expected range when compared to completions (6) reported in the prior year for: men, 2-digit field (15), award level (7). Please explain or correct. (Error #10503)	Explanation	Yes	
Reason:	The graduate degree was offered in new locations which boosted enrollments/completions.			
Perform Edits	Current year completions (30) are not within the expected range when compared to completions (2) reported in the prior year for: women, 2-digit field (30), award level (7). Please explain or correct. (Error #10505)	Explanation	Yes	
Reason:	Level appears to have attracted more women.			
Perform Edits	Current year completions (37) are not within the expected range when compared to completions (18) reported in the prior year for: men, 2-digit field (40), award level (5). Please explain or correct. (Error #10503)	Explanation	Yes	
Reason:	Washington state offered additional funding which increased science enrollments/completions.			