

# CAREER SERVICES

## DATA ANALYSIS 2022-23


### Student Outreach

**5,245**  
 TOTAL STUDENTS THAT PARTICIPATED IN CAREER SERVICES ACTIVITIES

Events	Workshops	Daily Appointments	Total Student Outreach
2809	1146	1290	5245

- **Events:** i.e. career fairs, tabling, presentations
- **Workshops:** i.e. resume building, networking tips, classroom visits, what employers want
- **Daily Appointments:** individual student appointments with career counselors

Launched the New Grad Survey

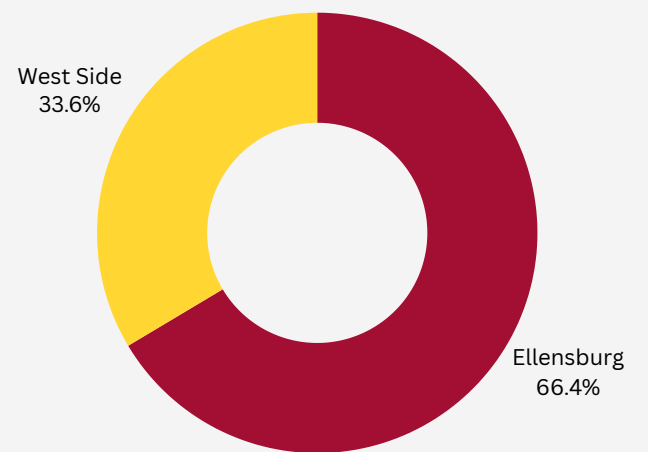
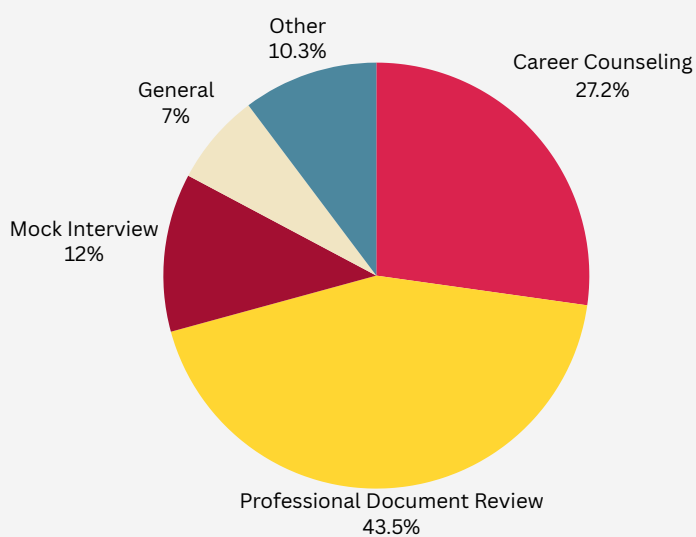


### Career Counseling


**1,290**  
 TOTAL APPOINTMENTS  
 This is an 18% increase from 2021-2022



What are students going to appointments For?



Percentage of appointments per location



31% of Students return for follow-up appointments

# CAREER SERVICES

## DATA ANALYSIS 2022-23

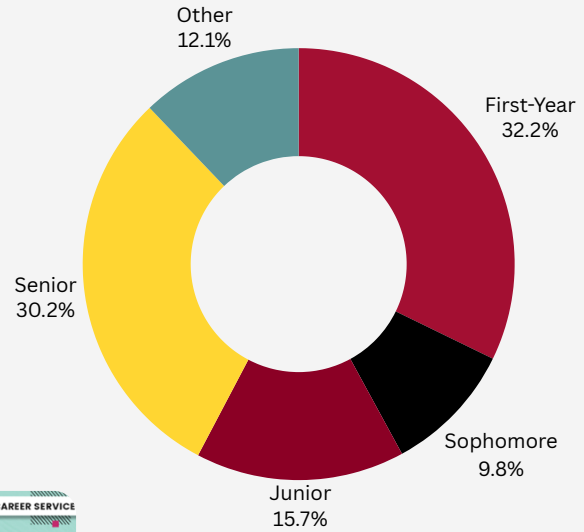
### Events and Workshops

“This was such a great event! I got to learn about business etiquette and meet up with people that are studying business just like me. I hope to see more events like this in the future!!”



**345** Employers Participated in Career Fairs

### Who is showing up for events?



“The event was very well done and the representatives attending were enjoyable to speak with. Learning about the different job offerings was insightful and I would recommend this event to anyone interested in finding a job within the field of accounting”.

Average number of attendees increased by **5.5%** in 2022-2023.

**3,955**

Total Number of Attendees at Events and Workshops.

**140**

Total Number of Events and Workshops

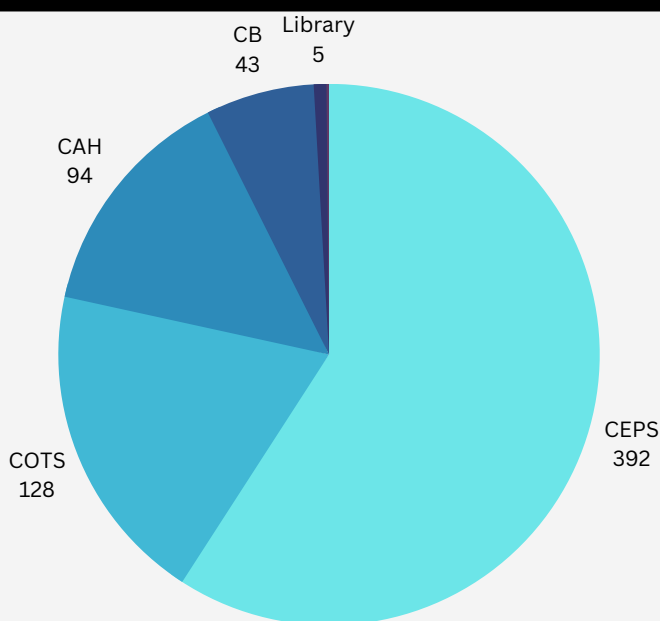


### NOTABLE PARTICIPATING EMPLOYERS

- Amazon
- Kiewit Corporation
- Turner Construction
- BDO USA
- Moss Adams
- Baker Tilly
- Alaska Airlines
- PACCAR
- Tree Top
- Northwestern Mutual

### Jobs, Internships, and Wildcat Career Network

#### Internships by College

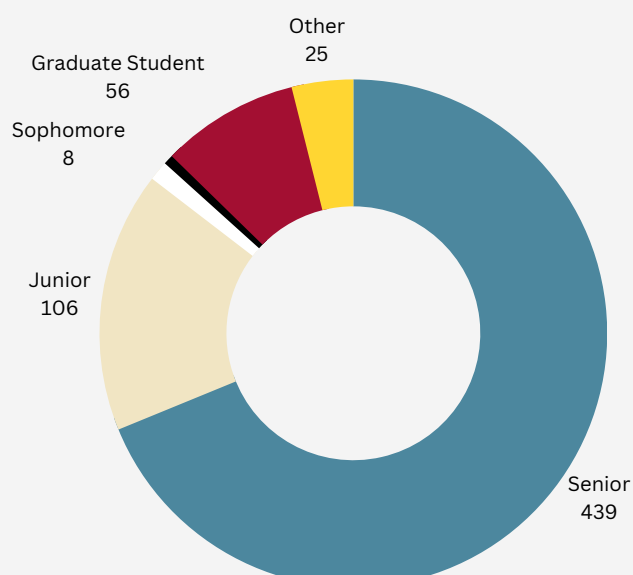


**6,889** Jobs and Internships were posted by employers on Wildcat Career Network in 2022-2023.

**361**

Employers signed up for accounts on Wildcat Career Network in 2022-2023


#### Internships by Class standing



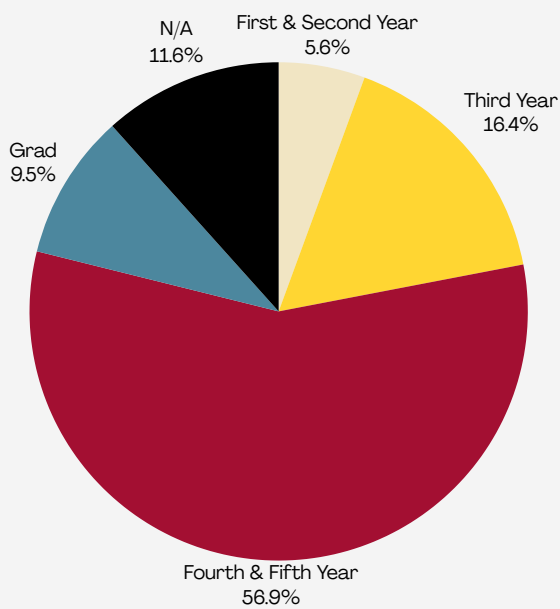
# CAREER SERVICES

## WESTSIDE CENTERS DATA ANALYSIS 2022-23

Launched the New  
Grad Survey



45% of students returned for follow  
up appointments



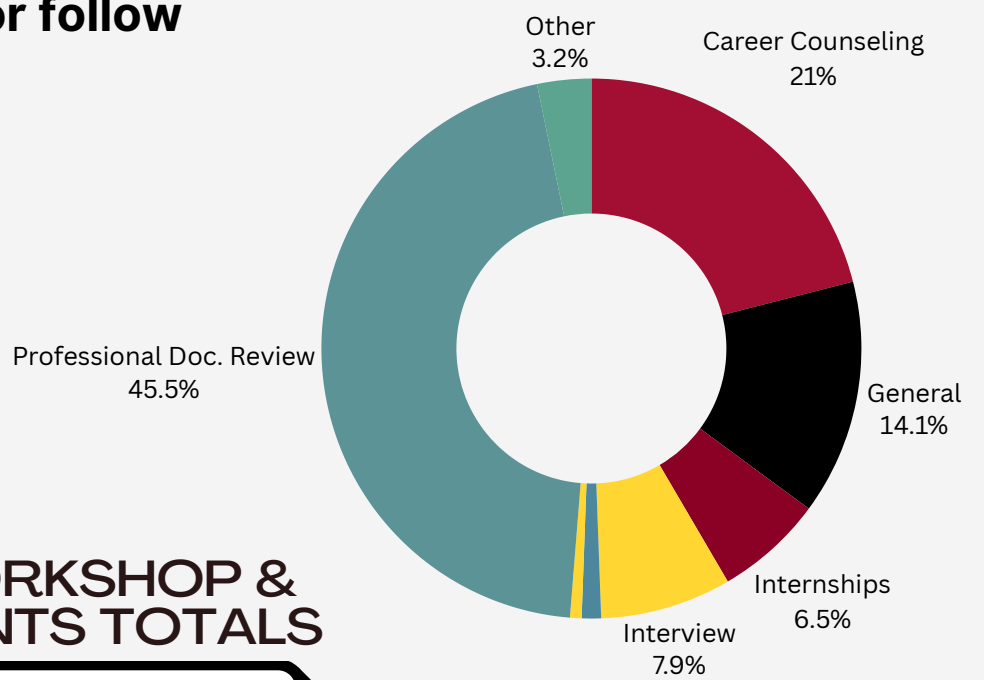
**CLASS STANDING**

### CAREER COUNSELING

433

Total Appointments

### APPOINTMENT TYPE



### WORKSHOP & EVENTS TOTALS

425

Total Number of Westside  
Student Attendees at Events and  
Workshops.

71

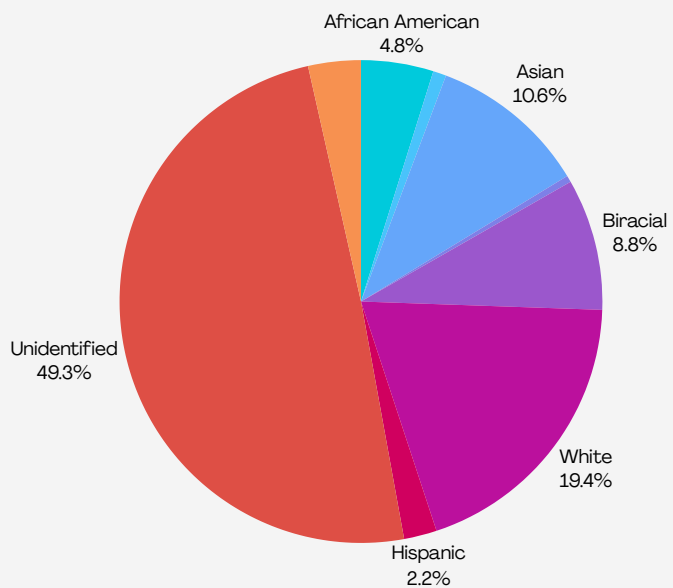
Total Number of Eligible  
Events and Workshops

### GENDER

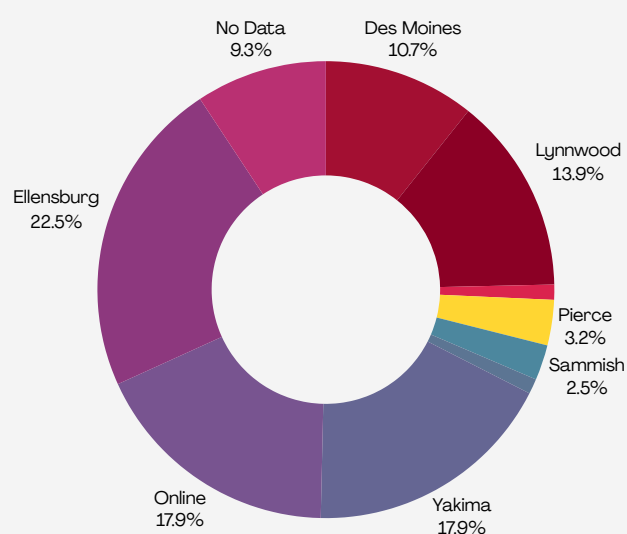
Female-157

Male-64

Nonspecified-11



**RACE/ETHNICITY**



**CAMPUS LOCATION**