



**CENTRAL WASHINGTON UNIVERSITY**  
**2017 UNDERGRADUATE ALUMNI SURVEY SUMMARY**

I.	Methodology	Page 2.
II.	Highlights	3.
III.	Summary of Question Responses	4.

Tom Henderson – Director of Academic Assessment  
Shaina Greer-Short – Academic Assessment Student Data Analyst  
Jonathon Henderson – Associate Director of Institutional Effectiveness

8/31/17

Note: Question 13 was revised to remove an outlier 9/6/18








## I. METHODOLOGY

Central Washington University emailed an alumni survey to alums who graduated with an undergraduate degree. The survey ran from May through July of 2017. Please note, the following analysis presents responses by question order. The survey evidently had quite a few “skip patterns.” Some questions seem to be out-of-order and some question numbers are missing.

- CWU had emails for 41,961 alums
- There were 349 “bounce backs” for bad emails
- There were 2,747 total responses for a response rate of 6.6%
- 1,750 alums completed all questions on the survey
- 997 alums answered some but not all of the questions

This was a convenience sample since CWU only sent the survey to alums that had emails on-file. The responses may not be representative of all CWU alums. The graduation dates of respondents are listed in Table 1. Most of the respondents (90%) graduated since 1970.

**Table 1 – Graduation Dates of Respondents**

Decade	# of Alums	% of Total	Data Bars
2010 to 2017	446	16%	
2000 - 2009	608	22%	
1990 - 1999	538	20%	
1980 - 1989	419	15%	
1970 - 1979	444	16%	
1960 - 1969	221	8%	
1050-1959	60	2%	
1940-1949	2	0%	
Unknown	9	0%	
Respondents	2,747	100%	

The “College 1” of survey respondents was a similar mix to the 8,690 majors of undergraduate students enrolled during the spring 2017 quarter. Note: Table 2 does not include 1,828 undergraduate students with undeclared majors. The data was retrieved on 8/30/17 from CWU’s “TheCIS” dashboard.

**Table 2 – “College 1” of Survey Respondents Compared to the College of Spring 2017 Undergraduate Students with a Major**

“College 1”	Responses	Survey - % -	Spring 2017
College of Arts and Humanities	522	19%	16%
College of Business	515	19%	16%
College of Ed & Prof Studies	917	33%	33%
College of the Sciences	750	27%	32%
Interdisciplinary Studies	34	1%	4%
unknown	9	0%	0%
Grand Total	2,747	100%	100%

## II. HIGHLIGHTS

Here are just a few of the positive highlights of alumni responses.

**Question 1:** 2.3% of the 2,618 alums who answered question 1 reported that they were “Seeking Employment.” This compares to a 4.5% unemployment rate in Washington State.

**Question 13:** The median “salary” of survey respondents was \$65,000. The per capita “personal income” for the State of Washington was \$53,493.

**Question 45:** 93% of the 1,738 alums who answered are “Satisfied” or “Strongly Satisfied” with their “Overall Experience at CWU”

**Question 48:** 83% of 1,683 alumni respondents are “Likely” to “Promote CWU to others”

Some of the more negative responses include:

**Question 40:** Just over 1,900 alums said “your academic program at CWU advanced your learning in the following areas?” only “Somewhat” for most of the question leaves.

**Question 42:** The median response was just “Fair” when alums were asked “The help you received from academic advisors before you were admitted to your major.”

**Question 49:** was an open-ended text question that asked alums “**Would you like to comment on your experience at Central Washington University.**” The proximity plots highlight some negative responses (some were about the survey). The proximity plot for positive responses had many more positive descriptors, e.g., “amazing” “excellent” “grateful” etc.

### III. SUMMARY OF QUESTION RESPONSES

#### 1. Which of the following BEST describes your current PRIMARY status?

Responses	- % -	Data Bars	
42	1.5%		Planning to continue education but not yet enrolled (1)
56	2.0%		Enrolled in a program of continuing education (2)
64	2.3%		Seeking employment (3)
198	7.2%		Not seeking employment or continuing education (4)
1,559	56.8%		Employed for pay full time (on average 30 hours or more per week) (5)
128	4.7%		Employed for pay part time (on average fewer than 30 hours per week) (6)
13	0.5%		Participating in a volunteer or service program (e.g., Peace Corps) (7)
21	0.8%		Serving in the military (8)
537	19.5%		Other (please describe) (9) _____
129	4.7%		Did not answer
2,747	100.0%		

Note: 2.3% of 2,618 CWU alums were seeking employment. Estimates of Washington State July [unemployment](#) is 4.5%.

#### Q2 Which of the following BEST describes your current employment?

Responses	- % -	Data Bars	
1,453	52.9%		Employee working for a company or organization (1)
122	4.4%		Entrepreneur/self-employed (2)
28	1.0%		Temporary/contract work assignment (3)
6	0.2%		Postgraduate internship or fellowship (4)
32	1.2%		Other (please describe) (5) _____
1,106	40.3%		Did not answer
2,747	100.0%		

**Q3 What is your position or job title?**

Teacher	134
Project Manager	18
Owner	13
Vice President	11
Teacher	11
Manager	10
Controller	10
Substitute Teacher	10
Educator	9
Director	9
Accountant	8
office manager	8
Special education Teacher	8
Pilot	7
CEO	7
Program Manager	7
Auditor	6
Financial Advisor	6
Attorney	6
CFO	6
President	6
Guest Teacher	5
Program Coordinator	5
School counselor	5
High School Teacher	5
math teacher	5
Executive Director	5
Elementary Teacher	5
Secretary Senior	5
Assistant Principal	5
School psychologist	5
Other	1239

**Q4 Is your current position career-related (part of, or a step towards, a career goal or plan)?**

Responses	- % -	Data Bars	
1,409	51.3%		Yes (1)
218	7.9%		No (2)
1,120	40.8%		Did not answer
2,747	100.0%		

**Q5** we think that Question 5 asked which country alums were employed in

**Q5 Country**

United States of America	1559
Japan	8
Canada	3
South Korea	2
Fiji	1
Austria	1
Colombia	1
Australia	1
Saudi Arabia	1
China	1
Brazil	1
Viet Nam	1
United Arab Emirates	1

**Q7** We think this asked what city alums were employed in

**Q7 City**

Seattle	176
Ellensburg	102
Yakima	61
Tacoma	52
Bellevue	43
Everett	33
Portland	28
Kent	27
Auburn	24
federal way	23
Renton	22
Redmond	21
Wenatchee	21
Olympia	18
Spokane	17
Vancouver	16
Seattle	15
Ellensburg	15
kennewick	14
Kirkland	13
Bellingham	13
Richland	13
Moses Lake	12
Pasco	11
Lynnwood	10
Puyallup	10
Longview	10
Other	738

Q8 We think this asks which state alums were employed in

**Q8 State**

Washington	1229
Oregon	57
California	55
Texas	22
Arizona	20
Florida	14
Utah	12
Montana	12
Alaska	10
Colorado	10
Nevada	10
Virginia	9
Idaho	7
New York	7
I do not reside in the United States	6
District of Columbia	5
Hawaii	5
Illinois	5
Maryland	4
Georgia	4
Indiana	3
Alabama	3
Minnesota	3
Oklahoma	3
Ohio	2
South Carolina	2
Arkansas	2
New Jersey	2
Tennessee	2
Pennsylvania	2
Louisiana	2
Massachusetts	2
New Mexico	2
Michigan	2
Wyoming	1
Missouri	1
New Hampshire	1
Kentucky	1
Vermont	1
Nebraska	1
South Dakota	1
North Carolina	1
Iowa	1
Wisconsin	1
North Dakota	1
West Virginia	1
Rhode Island	1





**Q13 What is your ANNUAL base salary in U.S. dollars?**

(Results are CONFIDENTIAL and reported only as group averages.)

Responses	1,155
Minimum	0
25th percentile	\$ 47,750
Median	\$ 65,000
75th percentile	\$ 91,931
Maximum	\$ 1,000,000
Average	\$ 77,666

Note: In 2015, the Washington state per capita personal income (not just base salary) was \$51,898.

See: <http://www.ofm.wa.gov/trends/economy/maps101.asp>

**Q14 If you are receiving a guaranteed first-year bonus, what is the amount in U.S. dollars?** (Results are CONFIDENTIAL and reported only as group averages.)

Minimum	\$0
25th Percentile	\$0
Median	\$0
75th Percentile	\$200
Maximum	\$150,000

There were only 10 responses to the following four questions. Evidently because these are similar to other questions

**Q15 What is the name of the organization for which you are working?**

**Q16 What is your role or job title?**

**Q51 Where are you working?**

**Q20 Zip code (if applicable):**

**Q21 In which branch of the service are you serving?**

Air Force (1)	10
Army (2)	6
Coast Guard (3)	0
Marine Corps (4)	2
Navy (5)	1

**Q22 What is your status?**

Active duty (1)	16
Reserve (2)	1
National Guard (3)	2

**Q23 Your rank?**

Lt JG (O-2)	1
1Lt	3
2d Lt	2
Captain	5
Colonel	2
Major	2
MSgt	2
O-3	1
Total	18

**Q24 Your specialty?**

Naval Aviator	1
Aviation	1
Cavalry Officer	1
CSO	1
Field Artillery	1
Intelligence	2
Manpower	2
Personnel	2
Pilot	2
RPA Instructor Pilot	1
Space Operations	1
Special forces	1
Special Operations	<u>1</u>
Total	17

**25 What is your program of study?**

1	Public Health
1	Natural Resource Stewardship
1	5-12 Secondary Math Education
2	Accounting
1	American Sign Language Interpreting
1	Applied Behavior Analysis
1	biology
1	Biotechnology
1	CDP
1	CTE
1	Economics
2	Education
1	Health and Physical Education
1	Higher Education
1	Higher Education Administration
1	History
1	IT
1	IT and Administrative Management
1	Law (JD)
2	Law and Justice
1	Linguistics
1	Master of Fine Arts in Metalsmithing
1	Masters in Education
1	Masters of Kinesiology
1	MBA
1	Metal Design
1	Microbiology
1	music education
1	Music Performance
1	Nursing
1	Nutrition
1	PhD in Electrical and Electronics Engineering.
1	Post-Bacc Elementary Education Certification
1	school counseling
2	Special education
1	Strategic Communication
1	TESOL
41	Total

**Q26 In which degree program are you currently enrolled?**

Responses	- % -	Data Bars	
2	3.8%		Undergraduate Certificate (1)
3	5.8%		Graduate Certificate (2)
1	1.9%		Associate (AA/AS) (3)
2	3.8%		Bachelor (BA/BS) (4)
1	1.9%		Educational Specialist (Ed.S/S.Ed) (5)
21	40.4%		Masters (MA/MS/MFA) - terminal degree (6)
5	9.6%		Masters (MA/MS/MJA) - leading to doctorate (7)
7	13.5%		Doctorate (PhD/EdD) (8)
3	5.8%		Professional (JD, MD, DDS, PharmD) (9)
7	13.5%		Other (please describe) (10)
52	100.0%		

**Q27 What is the name of the institution in which you are enrolled?**

n	Institution
1	Appraisal Institute
1	Bellevue College
11	Central Washington University
1	Colorado State University
1	East Carolina University
1	Edinboro University of Pennsylvania
1	Friedrich Schiller Universität Jena
1	Grand canyon university
1	Liberty University
1	North Seattle College
1	Regent University
1	Robert Trimbke
1	Seattle University
1	Seattle University School of Law
1	Spartanburg Community College
1	St. Cloud State University
1	University of British Columbia
1	University of Colorado Boulder
1	University of Ireland Galway.
1	University of Melbourne (Australia)
2	University of Oregon
1	University of the Cumberland
2	UWTacoma
1	Walden University
4	Western Governors University
1	WSU
41	Total Responses

**Q34 How many faculty mentored research projects (for credit or not for credit) did you complete while earning your most recent degree from CWU?**

Responses	- % -	Data Bars	
1,579	57.5%		None (1)
411	15.0%		One (2)
153	5.6%		Two (3)
96	3.5%		Three or more (4)
508	18.5%		Did not respond
2,747	100.0%		

**Q35 How many internships (paid or unpaid) did you complete while earning your most recent degree from CWU?**

Responses	- % -	Data Bars	
1284	46.7%		None (1)
679	24.7%		One (2)
210	7.6%		Two (3)
71	2.6%		Three or more (4)
503	18.3%		Did not respond
2747	100.0%		

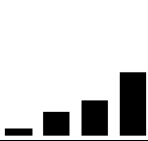


**Q36 How many service learning projects (paid or unpaid) did you complete while earning your most recent degree from CWU?**

Responses	- % -	Data Bars	
1799	65.5%		None (1)
273	9.9%		One (2)
84	3.1%		Two (3)
81	2.9%		Three or more (4)
510	18.6%		Did not respond
2747	100.0%		

**Q37 How important is each of the following in your current position?**

Note: alums were only asked this question if they answered One, Two, or Three or more was selected on one of the three above questions AND they are enrolled in college or planning to enroll

Medians are highlighted

	Number of Responses	Not at all important (1)	Somewhat important (2)	Moderately important (3)	Very important (4)	Spark Lines
Skills and abilities you gained from participating in faculty mentored research projects. (1)	33	6%	18%	27%	48%	
Skills and abilities you gained from participating in internships. (2)	34	9%	15%	35%	41%	
Skills and abilities you gained from participating in service learning projects. (3)	22	5%	36%	32%	27%	

**Q38 What organizations/activities did you participate in as a student?**  
 (list any clubs, athletics, special programs, intramurals, leadership, honors program, and academic affiliations)

Football
Beta Alpha Psi, Chi Alpha
Poly Sci Society
Alpha Kappa Psi, SHRM, Marketing Club
Spurs
Juggling Club
SHRM
Alpha Kappa Psi
Football, ROTC
Student Academic Senate, Washington Students Association
Cross Cultural Leadership Program, Student Ambassador for Study Abroad Programs
Phi Beta Lamda, circle K,
I'm not alumni. I'm sick of your emails. Leave me alone
APICS Student Chapter, Lynnwood Campus
CWMEA, WMEA, Wind Ensemble, Trumpet Club, Music Department
Founded Inter"tio" Club
Wrestling, law & justice club
Varsity tennis, Off-campus group.
ODS club
Student CPA Review Representative
Nutrition Club, intramural volleyball,
NWCES
Alpha Kappa Psi, Minority Club
ASME
intramural football, basketball, softball
Intermural sports, AGC club and LGBT clubs
CWU Rugby, The PULSE eMagazine
PRSSA
Intramural Football, Honors Program
Orchestra, Chamber Orchestra, wind ensemble, small group ensembles, principle chair
SHRM, ASSE
Law and justice club.
TA'd 6 geology labs
Saudi students club and student ambassador
Nutrition club - FYI my current job is completely unrelated to my education at CWU
SHRM

**Q39 How much did these activities contribute to assisting you in finding a job?**

Responses	- % -	Data Bars	
1,196	43.5%		Not much (1)
422	15.4%		Somewhat (2)
278	10.1%		Very much (3)
851	31.0%		Did not respond
2,747	100.0%		

**Q40 How much did your academic program at CWU advance your learning in the following areas?**

Medians are highlighted	Number of Responses	Not at all (1)	Somewhat (2)	A moderate amount (3)	Very much (4)	Spark lines
Acquiring deep knowledge in at least one field of study (1)	1,923	3%	14%	32%	51%	
Writing effectively (2)	1,916	5%	22%	38%	35%	
Speaking effectively about ideas, projects, and plans (3)	1,924	6%	23%	40%	31%	
Thinking critically and analytically, defining and solving problems (4)	1,924	3%	17%	38%	41%	
Creating something new (for example art, a performance, an object, ideas, or processes) (5)	1,918	22%	31%	27%	21%	
Gathering information, conducting research (6)	1,919	7%	22%	36%	35%	
Quantitative reasoning (7)	1,916	10%	30%	37%	23%	
Understanding and valuing diverse people and cultures (8)	1,920	13%	31%	32%	25%	
Working and learning independently (9)	1,917	3%	14%	35%	47%	
Working and learning in a team (10)	1,919	8%	22%	37%	33%	
Taking on leadership roles inside or outside of the classroom (11)	1,919	13%	25%	32%	30%	
Understanding ethical practices(s) in at least one field (12)	1,919	8%	21%	37%	34%	
Using self reflection and self assessment to guide next directions (13)	1,925	14%	30%	33%	22%	
Using specialized instruments, computer programs, or materials relevant to your field(s) of study (14)	1,923	19%	30%	29%	22%	
Developing skills and attitudes that foster lifelong learning (15)	1,922	4%	21%	36%	39%	
Developing career interests and habits for success in the workplace (16)	1,925	8%	22%	37%	33%	



**Q40 How much did your academic program at CWU advance your learning in the following areas?**

Continued

Medians are highlighted	Number of Responses	Not at all (1)	Somewhat (2)	A moderate amount (3)	Very much (4)	Spark lines
Understanding more about who you are (17)	1,922	9%	25%	36%	30%	
Finding a direction you'd like to pursue (18)	1,918	9%	23%	30%	38%	
Understanding and practicing civic engagement, social responsibility (19)	1,922	18%	34%	30%	18%	
Understanding perspectives about the cultures and experiences of the peoples of the United States (20)	1,922	16%	37%	29%	17%	
Understanding perspectives about world cultures (21)	1,926	16%	37%	29%	18%	
Understanding foundations of human behavior (23)	1,923	10%	31%	34%	25%	
Understanding the processes and components of the natural and physical sciences (24)	1,924	21%	37%	26%	17%	
Understanding the principles of the scientific method (25)	1,916	20%	32%	27%	21%	
Applying scientific principles to real-world issues (26)	1,922	19%	33%	29%	19%	
Understanding a variety of artistic genres (27)	1,913	31%	37%	20%	12%	
Reading and responding to literary works (28)	1,919	14%	34%	32%	20%	
Reflecting upon philosophical and religious perspectives about the human experience (29)	1,922	28%	36%	22%	14%	

**Q41 How important are these areas to your current work and life?**

Medians are highlighted	Number of Responses	Not at all (1)	Somewhat (2)	A moderate amount (3)	Very much (4)	Spark lines
Acquiring deep knowledge in at least one field of study (1)	1,694	6%	14%	27%	53%	
Writing effectively (2)	1,698	3%	12%	24%	61%	
Speaking effectively about ideas, projects, and plans (3)	1,695	3%	10%	23%	64%	
Thinking critically and analytically, defining and solving problems (4)	1,686	2%	8%	22%	69%	
Creating something new (for example art, a performance, an object, ideas, or processes) (5)	1,700	16%	28%	28%	28%	
Gathering information, conducting research (6)	1,695	7%	19%	31%	43%	
Quantitative reasoning (7)	1,698	8%	21%	32%	39%	
Understanding and valuing diverse people and cultures (8)	1,693	7%	16%	30%	47%	
Working and learning independently (9)	1,692	2%	8%	24%	66%	
Working and learning in a team (10)	1,688	5%	11%	26%	58%	
Taking on leadership roles inside or outside of the classroom (11)	1,693	7%	13%	26%	55%	
Understanding ethical practices(s) in at least one field (12)	1,696	5%	13%	27%	55%	
Using self reflection and self assessment to guide next directions (13)	1,698	5%	17%	31%	46%	
Using specialized instruments, computer programs, or materials relevant to your field(s) of study (14)	1,691	8%	15%	29%	48%	
Developing skills and attitudes that foster lifelong learning (15)	1,695	3%	12%	28%	58%	
Developing career interests and habits for success in the workplace (16)	1,702	7%	13%	28%	52%	

**Q41 How important are these areas to your current work and life? – continued**

Medians are highlighted	Number of Responses	Not at all (1)	Somewhat (2)	A moderate amount (3)	Very much (4)	Spark lines
Understanding more about who you are (17)	1,691	8%	21%	30%	41%	
Finding a direction you'd like to pursue (18)	1,697	9%	17%	30%	44%	
Understanding and practicing civic engagement, social responsibility (19)	1,692	8%	22%	33%	37%	
Understanding perspectives about the cultures and experiences of the peoples of the United States (20)	1,700	10%	22%	32%	36%	
Understanding perspectives about world cultures (21)	1,697	10%	25%	31%	34%	
Understanding foundations of human behavior (23)	1,698	6%	18%	34%	43%	
Understanding the processes and components of the natural and physical sciences (24)	1,694	22%	33%	24%	21%	
Understanding the principles of the scientific method (25)	1,696	22%	30%	26%	23%	
Applying scientific principles to real-world issues (26)	1,698	17%	28%	27%	27%	
Understanding a variety of artistic genres (27)	1,686	35%	33%	19%	14%	
Reading and responding to literary works (28)	1,687	26%	31%	24%	19%	
Reflecting upon philosophical and religious perspectives about the human experience (29)	1,700	24%	31%	25%	19%	

**Q42 Please rate each of the following.**

Medians are highlighted	Number of Responses	Poor (1)	Fair (2)	Good (3)	Excellent (4)	Spark lines
Your overall learning experience at CWU (1)	1,706	2%	11%	49%	39%	
What you learned from co-curricular activities, such as study abroad, service learning, and participation in special CWU programs, clubs, and organizations (2)	1,617	22%	27%	31%	20%	
The help you received from academic advisers before you were formally admitted to your major (3)	1,677	25%	33%	26%	15%	
The help you received from academic advisers in your academic department (4)	1,694	13%	24%	34%	30%	
The help you received from your outside-class interactions with faculty/TAs (5)	1,684	13%	27%	37%	23%	

**Q43 How much do you agree or disagree with each of the following?**

Medians are highlighted

	Number of Responses	Strongly disagree (1)	Somewhat disagree (2)	Somewhat agree (3)	Strongly agree (4)	Spark lines
If I had to make my college choice over again, I would choose to attend CWU. (1)	1,706	5%	9%	34%	52%	
Faculty and teaching assistants treated students respectfully – regardless of race, gender, ethnicity, sexuality, and country of origin. (2)	1,693	3%	6%	32%	59%	
Students in my major treated each other respectfully – regardless of race, gender, ethnicity, sexuality, and country of origin. (3)	1,699	2%	5%	31%	62%	
Classrooms, labs, and other campus spaces were accessible. (4)	1,695	2%	6%	37%	54%	
At least one professor made me excited about learning. (5)	1,702	3%	4%	23%	71%	
At least one professor cared about me as a person. (6)	1,705	5%	8%	24%	63%	
While I was attending college, I had a mentor who encouraged my goals and dreams. (7)	1,700	24%	20%	27%	28%	

**Q44 Why did you choose to attend CWU for your undergraduate degree? Select all that apply.**

	Responses	- % -	Data Bars
Campus size (1)	1,042	38%	
Classroom size (2)	462	17%	
Student/faculty ratio (3)	338	12%	
Location of campus (4)	1,148	42%	
Cost (5)	1,057	38%	
Legacy (tradition, other family, etc.) (6)	220	8%	
Program (7)	846	31%	
Friends attended (8)	420	15%	
Academic reputation (9)	388	14%	
Likelihood of obtaining a job (10)	340	12%	
Other (please describe) (11)	291	11%	
Did not respond	1,014	37%	
Total	2,747	100%	

**Q45 How satisfied are you with your overall experience at CWU?**

Responses	- % -	Data Bars	
34	1.2%		Strongly dissatisfied (1)
85	3.1%		Dissatisfied (2)
769	28.0%		Satisfied (3)
850	30.9%		Strongly satisfied (4)
1009	36.7%		Did not Respond
2747	100.0%		

**Q46 How likely are you as an alumnus to do the following?**

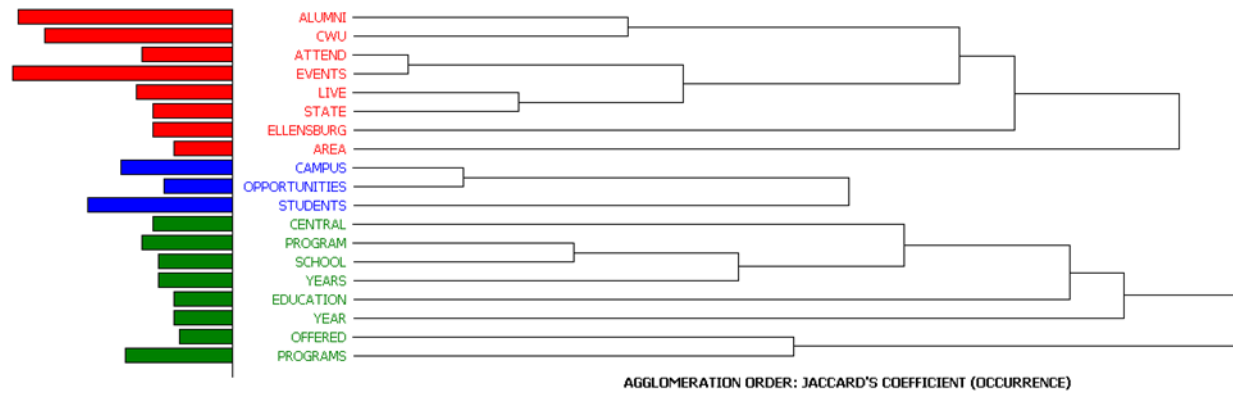
	Number of Responses	Not likely (1)	Likely (2)	Spark Lines
Mentor students (1)	1,676	56%	44%	
Identify job opportunities for fellow CWU graduates (2)	1,685	52%	48%	
Attend local Alumni Association Events (3)	1,680	69%	31%	
Read the monthly Alumni E-Newsletter (4)	1,684	45%	55%	
Read the Central Connections Annual Magazine (5)	1,685	41%	59%	
Promote CWU to others (6)	1,683	17%	83%	
Network with other Alumni (7)	1,676	61%	39%	
Visit the CWU website (8)	1,685	39%	61%	
Use a printed or online alumni directory (9)	1,677	70%	30%	
Provide leadership by serving on boards, committees, advisory boards, etc. (10)	1,673	69%	31%	
Give to Scholarships or Programs (11)	1,689	61%	39%	
Attend or volunteer for general Alumni and University events (12)	1,685	75%	25%	
Visit CWU Alumni LinkedIn and Facebook pages (13)	1,680	62%	38%	

**Q47 How likely are you as an alumnus to attend the following events?**

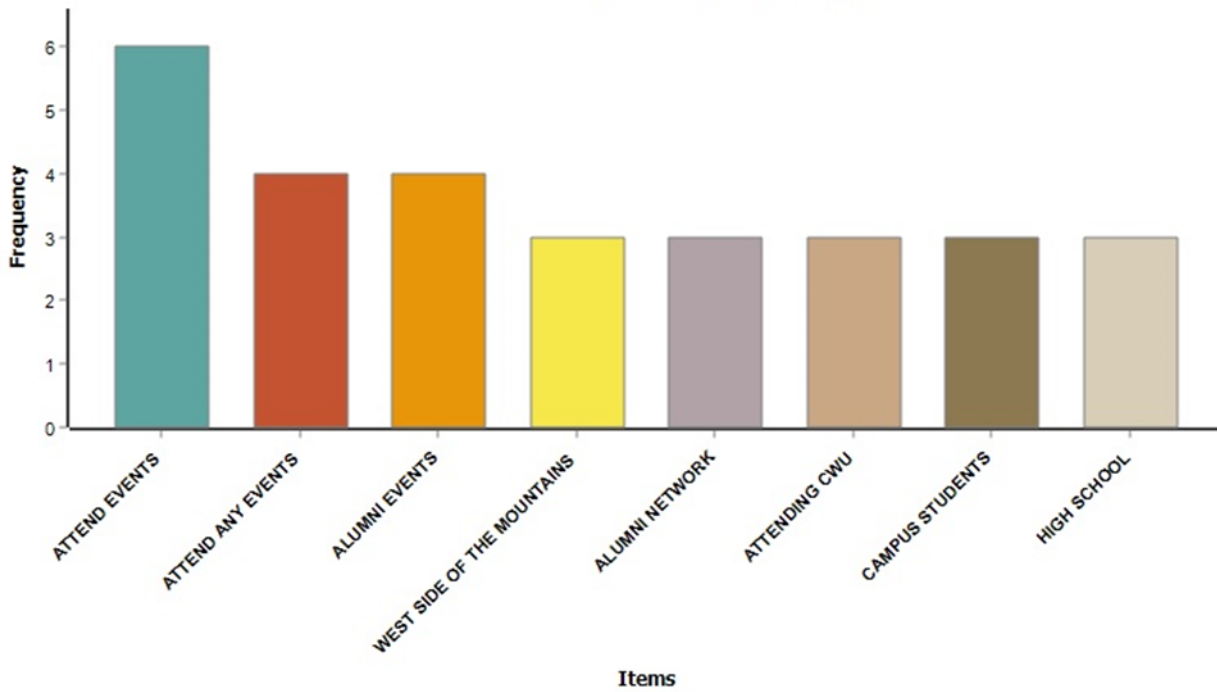
	Number of Responses	Not likely (1)	Likely (2)	Spark Lines
Networking (1)	1,679	74%	26%	
Young Alumni (2)	1,673	90%	10%	
Homecoming Weekend (3)	1,685	80%	20%	
Social Events (4)	1,680	71%	29%	
Professional Development (5)	1,682	66%	34%	
Academic Specific Programs (6)	1,677	73%	27%	
Fundraising Events (7)	1,679	84%	16%	
Alumni Travel Opportunities (8)	1,681	80%	20%	
Family/Children Oriented Events (9)	1,675	81%	19%	
Regional Network Events (10)	1,679	76%	24%	
Educational Lectures (11)	1,682	72%	28%	
Athletic Events (12)	1,684	70%	30%	
Performing Arts Programs (13)	1,680	73%	27%	



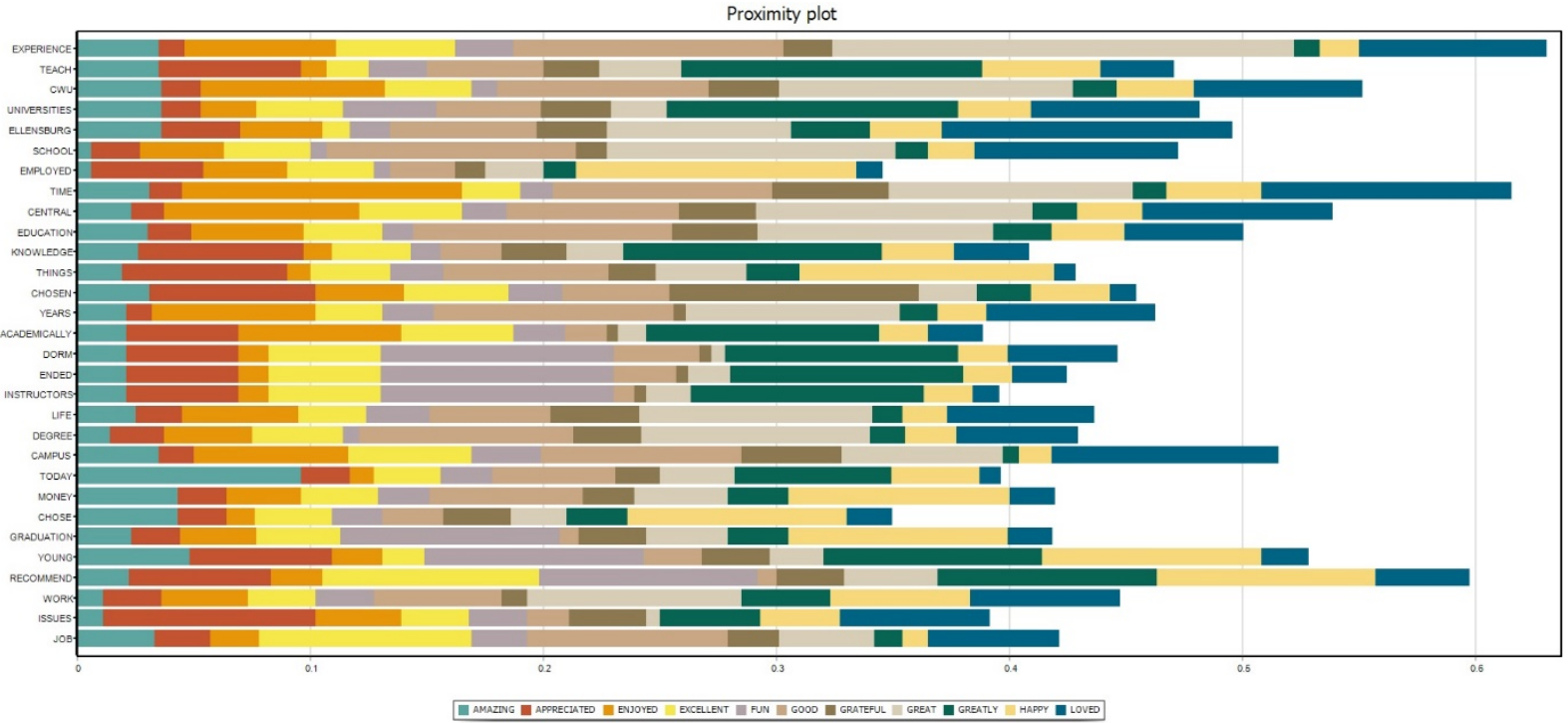
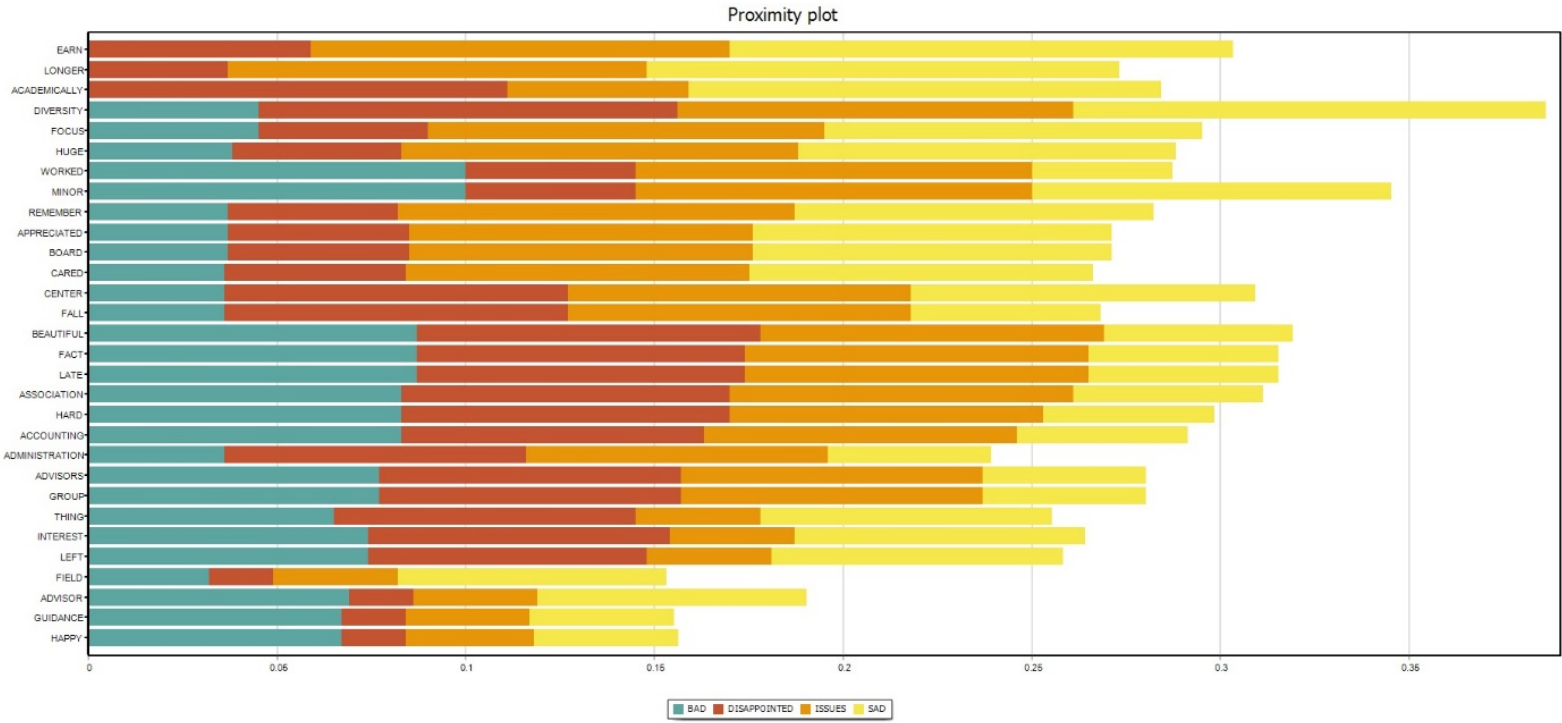
**Q48 Other programs or events you would like to see offered:**




**Distribution of phrases (Frequency)**



**Q49 Would you like to comment on your experience at Central Washington University.**





5 SINGLE WORD CLUSTERS REMOVED

Distribution of phrases (Frequency)

