



CENTRAL WASHINGTON UNIVERSITY
2017 GRADUATE ALUMNI SURVEY SUMMARY

Note: some questions were not included in the raw data file. This is probably because some of the text in the survey was numbered like questions. There were a lot of “skip patterns” in the survey so some questions had very few or no responses. They are noted in the following analysis.

I.	Methodology	Page 2.
II.	Highlights of Responses	2.
III.	Summary of Question Responses	3.
	Appendix 1 - Alumni Job Titles	25.
	Appendix 2 - Alumni Places of Work	29.

Shaina Greer-Short – Academic Assessment Student Data Analyst
Tom Henderson – Director of Academic Assessment
Jonathon Henderson – Associate Director of Institutional Effectiveness
Jason Galletly – Academic Assessment Student Data Analyst

8/31/17 (appendices added 1/31/18)

I. METHODOLOGY

Central Washington University emailed an alumni survey to alums who graduated with an undergraduate degree. The survey ran from May through July of 2017. Please note, the following analysis presents responses by question order. The survey evidently had quite a few “skip patterns.” Some questions seem to be out-of-order and some question numbers are missing.

- CWU had emails for 3,236 graduate alums
- There were 315 responses for a response rate of 9.7%
- 98 of the 315 (31%) responses were partial responses

This was a convenience sample since CWU only sent the survey to alums that had emails on-file. The responses may not be representative of all CWU alums. The graduation dates of respondents are listed in Table 1. Most of the respondents (90%) graduated since 1970.

II. HIGHLIGHTS OF RESPONSES

- Only 2.5% of CWU alums who graduated from graduate school are seeking employment. The August 2017 unemployment rate for Washington State was 4.6%.
<https://fortress.wa.gov/esd/employmentdata/docs/economic-reports/current-monthly-employment-report.pdf> (Question 1 page 3)
- Note: In 2015, the Washington state per capita personal income (not just base salary) was \$51,898. See: <http://www.ofm.wa.gov/trends/economy/maps101.asp> (Question 15, page 8)
- 87% of graduate Somewhat Agreed or Strongly Agreed that “If I had to make my college choice over again I would choose to attend CWU.” (Questions 43, page 18)
- 95% of graduate school alums Somewhat Agree or Strongly Agree that “Faculty & TA’s treated students respectfully – regardless of race, gender, ethnicity, sexuality, or country of origin.” (Questions 43, page 18)
- 97% of graduate alums Somewhat Agree or Strongly Agree that “Students in my major treated students respectfully – regardless of race, gender, ethnicity, sexuality, or country of origin.” (Questions 43, page 18)
- Question 50 asked: “Would you like to commend on your experience at Central Washington University?” The dendrogram on page 50 summarizes text responses. The two phrase most related to CWU were “experience” and “great.”

III. SUMMARY OF QUESTION RESPONSES

1. Which of the following BEST describes your current PRIMARY status?

Responses	- % -	Data Bars	
172	54.6%	■	Employed for pay full time (on average 30 hours or more per week) (2)
19	6.0%	■	Employed for pay part time (on average fewer than 30 hours per week) (3)
5	1.6%	■	Enrolled in a program of continuing education (1)
23	7.3%	■	Not seeking employment or continuing education at this time (8)
69	21.9%	■	Other (please describe) (9) _____
1	0.3%	■	Participating in a volunteer or service program (e.g., Peace Corps) (4)
0	0.0%	■	Planning to continue education but not yet enrolled (6)
8	2.5%	■	Seeking employment (7)
0	0.0%	■	Serving in the military (5)
18	5.7%	■	Did not answer
315	100.0%		

Note: 2.2% of 315 CWU graduate alums were seeking employment. Estimates of Washington State July, 2017 [unemployment](#) was 4.5%.

Q2 Which of the following BEST describes your current employment?

Responses	- % -	Data Bars	
131	41.6%	■	Employee working for a company or organization (1)
10	3.2%	■	Entrepreneur/self-employed (2)
6	1.9%	■	Faculty non-tenure track position (6)
23	7.3%	■	Faculty tenure track position (5)
1	0.3%	■	Fellowship, postdoctoral residency or other postdoctoral appointment (4)
10	3.2%	■	Other (Please describe) (7) _____
4	1.3%	■	Temporary/contract work assignment (3)
130	41.3%	■	Did not answer
315	100.0%		

Q3 What is your position or job title?

Teacher	20
School Counselor	6
Assistant Director	3
Associate Professor	3
Special Education Teacher	3
Teacher, High School	3
Academic Advisor	2
Adjunct Professor	2
CFO	2
High school Counselor	2
Lecturer	2
Mental Health Therapist	2
Principal	2
School Psychologist	2
Teacher, High school PE/Health	2
Teacher, Substitute	2
Teacher, Theatre	2
Other	120

See [Appendix 1](#) on page 25 for the full list

Q4 Is your current position career-related (part of, or a step towards, a career goal or plan)?

Responses	- % -	Data Bars	
167	53.0%		Yes (1)
18	5.7%		No (2)
130	41.3%		Did not answer
315	100.0%		

Q6 – Country of Employment

United States of America	162	
Mexico	1	
Qatar	1	
Canada	1	
China	1	
Japan	1	
Did no answer	148	

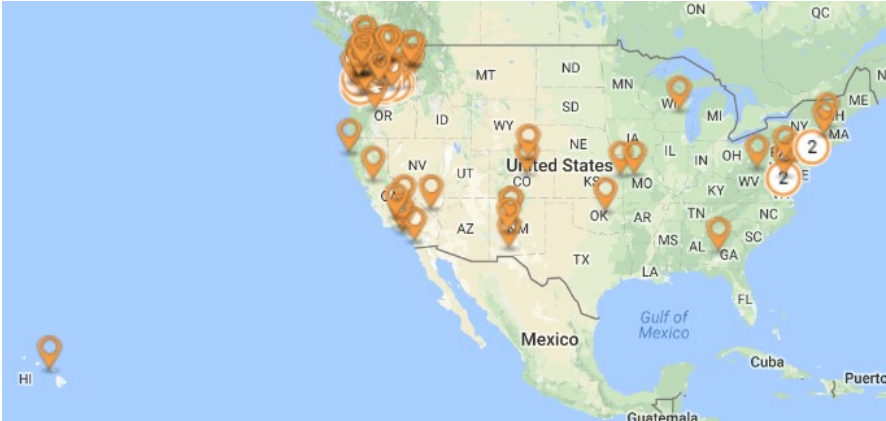
Q8 City of Employment

Ellensburg	26
Seattle	9
Yakima	9
Tacoma	7
Federal Way	3
Longview	3
Toppenish	3
Wapato	3
Albuquerque	2
Bellingham	2
Des Moines	2
Moses Lake	2
Olympia	2
Redmond	2
Richland	2
Selah	2
Spanaway	2
Wenatchee	2
Other	81

Q9 State of Employment

Washington	125
California	7
New Mexico	4
Oregon	4
Pennsylvania	3
Maryland	2
Colorado	2
I do not reside in the U.S.	2
West Virginia	1
Wisconsin	1
Georgia	1
Hawaii	1
Virginia	1
Nevada	1
New York	1
Kansas	1
Missouri	1
New Hampshire	1
Massachusetts	1
District of Columbia	1

Q11 Zip Code of Employment



Q12 What is the name of your employing organization?

Central Washington University	15
Ellensburg School District	3
Federal Way Public Schools	3
Toppenish School District	3
Wapato School District	3
Yakima school district	3
Bethel School District	2
Chehalis School District	2
Moses Lake School District	2
Olympia School District	2
Othello School District	2
Selah School District	2
West Valley School District #208	2
Other	94

See [Appendix 2](#) on page 27 for the full list

Q13 What type of organization is it?

Responses	- % -	Data Bars	
110	34.9%	█	Government (federal, state, local, public education, etc.) (3)
9	2.9%		Non-profit/NGO (2)
5	1.6%		Other (please describe) (4) _____
20	6.3%		Private (1)
171	54.3%	█	Did not answer
315	100.0%		

Q14 Approximately how many weeks did you actively apply for jobs before being offered the position you accepted?

Weeks	Responses	% of 122	Data Bars
0	24	20%	■
1	16	13%	■
1 or 2	2	2%	
2	9	7%	■
3	7	6%	■
4	18	15%	■
6	4	3%	
8	4	3%	
10	3	2%	
12	5	4%	
16	2	2%	
20	3	2%	
other	25	20%	■
Total	122		

**Q15 What is your ANNUAL base salary in U.S. dollars?
(Results are CONFIDENTIAL and reported only as group averages.)**

Responses	98
Minimum	\$25,000
25th Percentile	\$53,000
Median	\$65,000
75th Percentile	\$80,000
Maximum	\$149,000

Count	98
Average	\$71,801
St Dev	\$27,718

Note: In 2015, the Washington state per capita personal income (not just base salary) was \$51,898. See: <http://www.ofm.wa.gov/trends/economy/maps101.asp>

Q16 What is the name of the organization for which you are working?

There were no responses to this question

**Q17 If you are receiving a guaranteed first-year bonus, what is the amount in U.S. dollars?
(Results are CONFIDENTIAL and reported only as group averages.)**

Minimum	\$0
25th Percentile	\$0
Median	\$0
75th Percentile	\$1,000
Maximum	\$12,000

Count	22
Average	\$1,523
St Dev	\$3,361

Note: There were no answers to the following questions. This was probably a skip pattern choice that no one selected

Q19 What is your role or job title?

Q20 Where are you working?

Q22 City:

Q23 State:

Q25 Zip code (if applicable):

Q26 In which branch of the service are you serving? No Responses

Q27 What is your status? No Responses

Q28 Your rank? No Responses

Q29 Your specialty? No Responses

30 What is your program of study?

1	Editing
1	Computer vision and machine learning
1	U.S. history
3	Total

Q31 In which degree program are you currently enrolled?

Responses	- % -	Data Bars	
0	0.0%		Undergraduate Certificate (1)
0	0.0%		Graduate Certificate (2)
0	0.0%		Associate (AA/AS) (3)
0	0.0%		Bachelor (BA/BS) (4)
0	0.0%		Educational Specialist (Ed.S/S.Ed) (5)
0	0.0%		Masters (MA/MS/MFA) - terminal degree (6)
0	0.0%		Masters (MA/MS/MJA) - leading to doctorate (7)
2	66.7%	██████	Doctorate (PhD/EdD) (8)
0	0.0%		Professional (JD, MD, DDS, PharmD) (9)
1	33.3%	██	Other (please describe) (10) _____
3	100.0%		

Q32 What is the name of the institution in which you are enrolled?

n	Institution
1	University of Washington
1	National University of Ireland, Galway
1	Washington State University
3	Total Responses

**Q40 How much did your academic program at CWU advance your learning in the following areas?
(Medians are highlighted)**

	Number Responded	Not all all (1)	Somewhat (2)	A moderate amount (3)	Very Much (4)	Spark lines
Acquiring deep knowledge in your chosen field of study (1)	230	3%	7%	23%	66%	
Writing effectively in your field (2)	230	3%	13%	34%	50%	
Speaking effectively in a variety of professional settings (3)	229	4%	19%	34%	42%	
Critically analyzing the research, technical literature, and/or performances in your field (4)	229	3%	11%	31%	55%	
Identifying important questions in your field (5)	228	3%	16%	33%	48%	
Identifying and using the best methods for answering specific questions in your field (6)	229	5%	13%	39%	43%	
Knowing how to generate original/creative ideas, solutions, and research directions (7)	229	4%	19%	32%	45%	
Knowing how to put research ideas into practice in your field (8)	229	5%	16%	36%	43%	
Understanding ethics and ethical practice in your field (9)	228	7%	14%	31%	48%	

Q40 How much did your academic program at CWU advance your learning in the following areas? – continued (Medians are highlighted)

	Number Responded	Not all all (1)	Somewhat (2)	A moderate amount (3)	Very Much (4)	Spark lines
Understanding, evaluating, and using the quantitative methods relevant to your field (10)	226	8%	19%	35%	38%	
Mastering specialized instruments, computer programs, or materials important to your field (11)	227	15%	33%	31%	21%	
Learning independently (12)	230	0%	7%	27%	66%	
Working collaboratively with others within your field (13)	227	4%	10%	30%	56%	
Working collaboratively with interdisciplinary groups (14)	228	11%	20%	33%	36%	
Understanding and valuing diverse people and cultures (15)	229	12%	25%	33%	30%	
Using self-reflection and self-assessment to guide next directions (16)	230	9%	17%	33%	41%	
Understanding perspectives about the cultures & experiences of peoples of the U.S. (18)	230	14%	32%	33%	22%	









Q40 How much did your academic program at CWU advance your learning in the following areas? – continued #2 (Medians are highlighted)

	Number Responded	Not all all (1)	Somewhat (2)	A moderate amount (3)	Very Much (4)	Spark lines
Understanding perspectives about world cultures (19)	228	18%	29%	35%	18%	
Understanding foundations of human behavior (20)	227	11%	21%	28%	40%	
Understanding the processes and components of the natural and physical sciences (21)	227	22%	30%	29%	19%	
Understanding the principles of the scientific method (22)	227	13%	23%	30%	34%	
Applying scientific principles to real-world issues (23)	228	13%	25%	32%	29%	
Understanding a variety of artistic genres (24)	229	32%	29%	21%	18%	
Reading and responding to literary works (25)	230	11%	24%	28%	37%	
Reflecting upon philosophical and religious perspectives about the human experience (26)	227	29%	31%	26%	14%	

Q41 How important are these areas to your current work and life? (Medians are highlighted)

	Number Responded	Not at all Important	Somewhat Important	Moderately Important	Very Important	Spark lines
Acquiring deep knowledge in your chosen field of study (1)	209	6%	7%	18%	69%	
Writing effectively in your field (2)	209	4%	11%	21%	64%	
Speaking effectively in a variety of professional settings (3)	209	3%	8%	15%	74%	
Critically analyzing the research, technical literature, and/or performances in your field (4)	209	9%	12%	21%	58%	
Identifying important questions in your field (5)	210	5%	9%	27%	59%	
Identifying and using the best methods for answering specific questions in your field (6)	208	5%	8%	28%	59%	
Knowing how to generate original/creative ideas, solutions, and research directions (7)	208	4%	8%	23%	65%	
Knowing how to put research ideas into practice in your field (8)	207	8%	13%	26%	53%	
Understanding ethics and ethical practice in your field (9)	208	5%	7%	22%	66%	

Q41 How important are these areas to your current work and life? - continued (Medians are highlighted)

	Number Responded	Not at all Important	Somewhat Important	Moderately Important	Very Important	Spark lines
Understanding, evaluating, and using the quantitative methods relevant to your field (10)	210	12%	15%	30%	42%	
Mastering specialized instruments, computer programs, or materials important to your field (11)	209	8%	18%	31%	44%	
Learning independently (12)	209	1%	4%	20%	75%	
Working collaboratively with others within your field (13)	209	4%	6%	22%	68%	
Working collaboratively with interdisciplinary groups (14)	208	5%	11%	25%	60%	
Understanding and valuing diverse people and cultures (15)	206	3%	10%	27%	60%	
Using self-reflection and self-assessment to guide next directions (16)	207	3%	14%	24%	59%	
Understanding perspectives about the cultures and experiences of the peoples of the United States (18)	208	5%	17%	34%	44%	

Q41 How important are these areas to your current work and life? - continued #2 (Medians are highlighted)

	Number Responded	Not at all Important	Somewhat Important	Moderately Important	Very Important	Spark lines
Understanding perspectives about world cultures (19)	208	6%	20%	37%	38%	
Understanding foundations of human behavior (20)	208	6%	14%	21%	59%	
Understanding the processes and components of the natural and physical sciences (21)	207	25%	28%	26%	21%	
Understanding the principles of the scientific method (22)	207	17%	24%	28%	32%	
Applying scientific principles to real-world issues (23)	206	15%	25%	24%	36%	
Understanding a variety of artistic genres (24)	207	33%	30%	15%	22%	
Reading and responding to literary works (25)	208	19%	28%	25%	28%	
Reflecting upon philosophical and religious perspectives about the human experience (26)	209	17%	31%	27%	26%	

Q42 Please rate each of the following.

Medians are highlighted	Number of Responses	Poor (1)	Fair (2)	Good (3)	Excellent (4)	Spark lines
Your overall learning experience at CWU (1)	214	2%	6%	41%	51%	
What you learned from co-curricular activities, such as study abroad, service learning, and participation in special CWU programs, clubs, and organizations (2)	211	4%	16%	28%	52%	
The help you received from academic advisers before you were formally admitted to your major (3)	212	12%	28%	40%	20%	
The help you received from academic advisers in your academic department (4)	210	9%	19%	40%	32%	
The help you received from your outside-class interactions with faculty/TAs (5)	209	30%	31%	31%	9%	

Q43 How much do you agree or disagree with each of the following?

	Number Responded	Strongly disagree	Somewhat disagree	Somewhat agree	Strongly agree	Spark lines
If I had to make my college choice over again, I would choose to attend CWU. (1)	212	7%	7%	24%	63%	
Faculty & TA's treated students respectfully – regardless of race, gender, ethnicity, sexuality, and country of origin. (2)	209	1%	3%	23%	72%	
Students in my major treated each other respectfully – regardless of race, gender, ethnicity, sexuality, and country of origin. (3)	211	2%	1%	31%	66%	
Classrooms, labs, and other campus spaces were accessible. (4)	210	1%	5%	30%	63%	
At least one professor made me excited about learning. (5)	213	0%	2%	12%	85%	
At least one professor cared about me as a person. (6)	213	0%	3%	11%	86%	
While I was attending college, I had a mentor who encouraged my goals and dreams. (7)	212	8%	13%	32%	47%	

Q44 Why did you choose to attend CWU for your undergraduate degree? Select all that apply.

	Responses	- % -	Data Bars
Campus size (1)	47	16%	■
Classroom size (2)	43	14%	■
Student/faculty ratio (3)	53	17%	■
Location of campus (4)	132	44%	■
Cost (5)	108	36%	■
Legacy (tradition, other family, etc.) (6)	27	9%	■
Program (7)	153	50%	■
Friends attended (8)	25	8%	■
Academic reputation (9)	68	22%	■
Likelihood of obtaining a job (10)	40	13%	■
Other (please describe) (11)	82	27%	■
Did not respond	88	29%	■
Total	303	100%	

Q45 What organizations /activities did you participate in as a student? (list any clubs, athletics, Special programs, intramurals, honors programs, and student affiliations)

Actively involved in the theatre program
As an undergraduate, I participating in the gymnastics program.
ASCWU, Student Life, Staff and Faculty Teamwork
ASME
Athletics
Baseball, science club
basketball & intramural football
Center for Excellence in Leadership, MEChA, CAMP, TRio,
Central Washington Writer's Project
Chi Sigma Iota
Choir
Choir. Dorm life
Club
Club in my major
Coach for women's basketball
Collegiate DECA,
CWU History Club, Phi Alpha Theta
Dorm government; intramurals; PDK
Football, intramural, campus ministry, charity
Geology Club; Inducted into local chapter of Sigma Gamma Epsilon.
Graduate Assistant (TA for a professor)
History Club
Honor Society, Community Outreach, Non-Traditional Student Programs
Honors , music
Dept . Summa cum laude
Honors College
Honors programs, professional organizations
I ran the non-traditional student program
I was the EGSA president for two years
International Business Club
International Reading Assoc.
International Reading Association
intramural sports
Intramural sports, student body entertainment committee
Intramurals
Kappa Delta Phi educational honors society
Member of CEC, TASH and Phi Delta Kappa
Mental health counseling club, counseling honors society
OD Institute
PDK
PESH club
Phi Aloha Theta

Q45 What organizations /activities did you participate in as a student? – continued (list any clubs, athletics, Special programs, intramurals, honors programs, and student affiliations)

Phi Alpha Theta

PRSSA

SCEC

Psi chi

Psi Chi

Many intramural sports

College track team for a couple of months

psychi

Residence Hall Advisory

RHA, NRHH, Alpha Lambda Delta, Alpha Kappa Psi, Campus Friends

SALT, RA with Res Life/campus housing, intramural sports,

SOURCE

special education council, Intervarsity

SQAURE DANCE CLUB, INTRAMURALS

Student Council for Exceptional Children

Student government, sports

Student -NEA

Swimming, skiing, cycling,

Teaching Assistantship

technology=VICA, wrestle for CWU, intramurals, dorm advisor, coaching.

Theatre

Track and Field team

Trio - first generation

Mecha

Family and Consumer pre professionals

Undergraduate Research Biology, Biology Club

Used gym across the street for noon community exercise classes

Various musical ensembles which were extra-curricular

varsity wrestling, tutoring other students

wind ensemble, flute choir, DHC, flag team

Work

Q46 How much did these activities contribute to assisting you in finding a job?

Responses	- % -	Data Bars	
99	31.4%	■	Not much (1)
43	13.7%	■	Somewhat (2)
23	7.3%	■	Very much (3)
150	47.6%	■	Did not respond
315	100.0%		

Q47 How likely are you as an alumnus to do the following?

	Number of Responses	Not likely	Likely	Spark Lines
Mentor students (1)	211	49%	51%	
Identify job opportunities for fellow CWU graduates (2)	210	46%	54%	
Attend local Alumni Association Events (3)	209	78%	22%	
Read the monthly Alumni E-Newsletter (4)	208	45%	55%	
Read the Central Connections Annual Magazine (5)	210	37%	63%	
Promote CWU to others (6)	212	15%	85%	
Network with other Alumni (7)	210	59%	41%	
Visit the CWU website (8)	207	35%	65%	
Use a printed or online alumni directory (9)	208	76%	24%	
Provide leadership by serving on boards, committees, advisory boards, etc. (10)	208	65%	35%	
Give to Scholarships or Programs (11)	209	61%	39%	
Attend or volunteer for general Alumni and University events (12)	209	80%	20%	
Visit CWU Alumni LinkedIn and Facebook pages (13)	209	70%	30%	

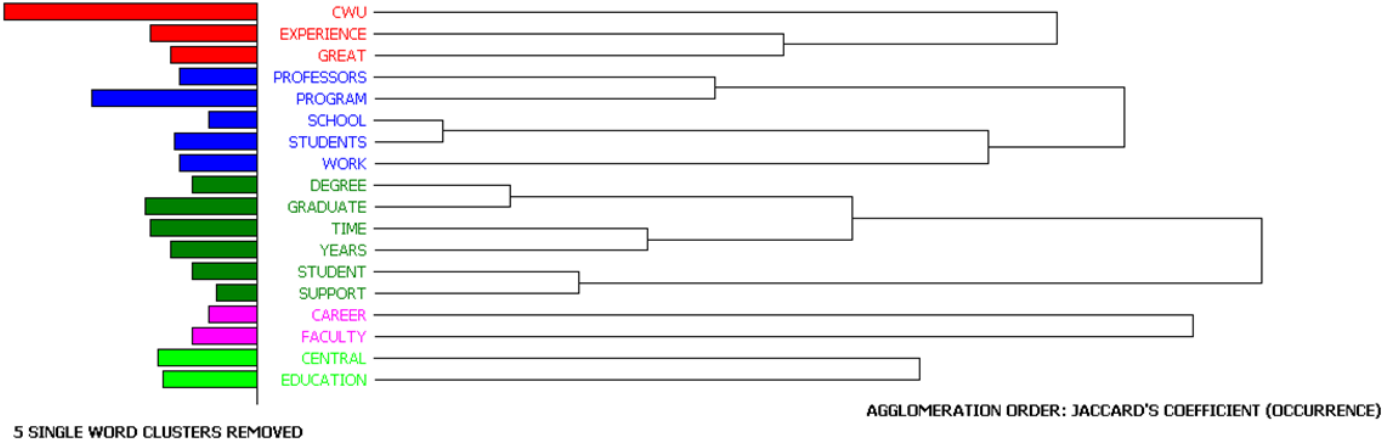
Q47 How likely are you as an alumnus to attend the following events?

	Number of Responses	Not likely	Likely	Spark Lines
Networking (1)	208	73%	27%	
Young Alumni (2)	208	96%	4%	
Homecoming Weekend (3)	208	88%	12%	
Social Events (4)	208	75%	25%	
Professional Development (5)	209	61%	39%	
Academic Specific Programs (6)	208	69%	31%	
Fundraising Events (7)	207	86%	14%	
Alumni Travel Opportunities (8)	209	81%	19%	
Family/Children Oriented Events (9)	207	87%	13%	
Regional Network Events (10)	206	81%	19%	
Educational Lectures (11)	209	65%	35%	
Athletic Events (12)	209	80%	20%	
Performing Arts Programs (13)	210	66%	34%	

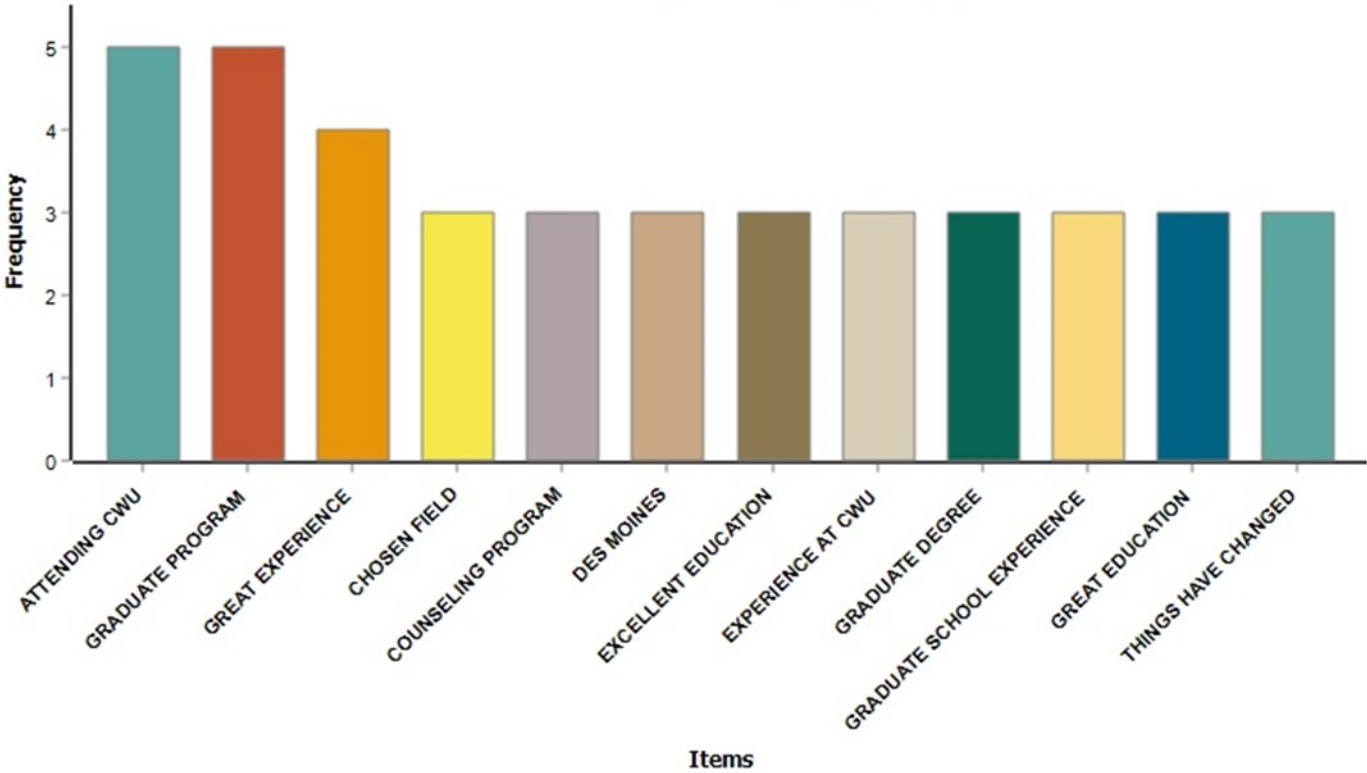
Q49 How satisfied are you with your overall experience at CWU?

Responses	- % -	Data Bars	
8	2.5%		Strongly dissatisfied (1)
6	1.9%		Dissatisfied (2)
76	24.1%		Satisfied (3)
121	38.4%		Strongly satisfied (4)
104	33.0%		Did not Respond
315	100.0%		

Q50 Would you like to comment on your experience at Central Washington University.



Distribution of phrases (Frequency)



Appendix 1: Alumni Job Titles

Q3 What is your position or job title? (back to Q3)	
Teacher	20
School Counselor	6
Assistant Director	3
Associate Professor	3
Special Education Teacher	3
Teacher, High School	3
Academic Advisor	2
Adjunct Professor	2
CFO	2
High school Counselor	2
Lecturer	2
Mental Health Therapist	2
Principal	2
School Psychologist	2
Teacher, High school PE/Health	2
Teacher, Substitute	2
Teacher, Theatre	2
Accountant	1
Adjunct Faculty, Math	1
Admissions Counselor	1
Archives Technician	1
Assistant Principal	1
Assistant Professor	1
Assistant Professor of Psychology	1
Assistant Superintendent	1
Associate	1
ATC3	1
Biologist	1
Biologist/project manager	1
Case Manager	1
Central Washington Director for US Senator Patty Murray	1
CEO of ASAP Advanced and Early Learning Center	1
Chemistry Teacher	1
Conservation Lands Manager	1
Consultant	1
Customer Service Specialist 2	1
Customer Service/Adjunct Faculty	1
DBA/Data Architect	1
Dean, School of Social and Behavioral Sciences	1

Department Chair	1
Deputy Fire Chief	1
Design Engineer	1
Dietetic Internship Assistant Director	1
Dietitian/Diabetes Educator	1
Director of Bands at Edmonds Woodway High School	1
Director of Bands at Glacier Peak High School	1
Director of Financial Services	1
Director of Special Services, also Adjunct Prof. at SMU	1
Director of Workforce & Career Services	1
Director, CWU GEAR UP	1
Director, Human Resources	1
Director, Learning Support Services	1
Director/Principal	1
District Director of Athletics & Security	1
District Manager	1
Early Childhood Specialist	1
Ecologist	1
Educator	1
Elementary music specialist	1
Elementary Principal	1
Environmental Specialist	1
Engineer	1
English Teacher	1
Erebus Seismic Technician	1
Executive Director of Teaching and Learning	1
Exhibition and Publicity Coordinator / Visual Artist	1
Finance and operational admin	1
Geologist	1
GIS Support IV	1
Head Athletic Trainer	1
Instructor	1
Insurance Business Analyst	1
Laboratory Technician	1
Legal Specialist	1
Librarian	1
Library Associate	1
library paraprofessional	1
Marketing Instructor	1
Math teacher at a high school	1
Mechanical & Structural Engineer	1

Medical assistant	1
Medical Technologist	1
Mental health practitioner	1
middle school teacher	1
Music Director	1
Music Teacher	1
Natural Resources Environmental Consultant	1
Orchestra Teacher	1
Outpatient mental health therapist	1
Owner, Licensed Therapist	1
Owner, Manager	1
Pastor	1
Postdoctoral Fellow	1
President of Kettle River Properties	1
Principal Systems Engineer	1
Professor	1
Professor and Chair	1
Professor of Education	1
Professor of School Psychology	1
Program Coordinator	1
Public School teacher	1
Research Scientist V	1
Restoration Ecologist	1
Safety Manager	1
Secondary English teacher	1
Secretary Senior	1
Senior Accountant	1
Senior Fisheries Biologist	1
Senior Instructor, Woodring College of Ed, Western Washington U	1
Senior Librarian	1
Senior Research Associate	1
Small Business Owner	1
Special Education & Student Services Director	1
Special Educator	1
Sr. Financial Analyst	1
Strength and Conditioning Coach	1
Substitute Elementary School Librarian	1
Superintendent of a School District	1
Swim Instructor	1
Systems Analyst	1
Teacher, 1st Grade	1

Teacher, 3rd Grade	1
Teacher, Dual language	1
Teacher, Elementary PE	1
Teacher, Elementary School	1
Teacher, High School English and District ELA coach	1
Teacher, High School Math	1
Teacher, Language Arts	1
Teacher, Math	1
Teacher, Musician	1
Teacher, Physical Education	1
Teacher/Librarian, Elementary School	1
Teaching & Learning Coordinator	1
Theatre Arts Instructor	1
Vice Minister of Propaganda Department in Liuzhou Vocational and Technical College	1
Vice President	1
Vice President Administrative Services	1
Grand Total	180

[\(back to top of table\)](#)

Appendix 2: Alumni Places of Work

Q12 What is the name of your employing organization? (back to Q12)	
Central Washington University	15
Ellensburg School District	3
Federal Way Public Schools	3
Toppenish School District	3
Wapato School District	3
Yakima school district	3
Bethel School District	2
Chehalis School District	2
Moses Lake School District	2
Olympia School District	2
Othello School District	2
Selah School District	2
West Valley School District #208	2
Academy School District 20	1
Amazon.com LLC	1
American School of Doha	1
Anne Arundel Community College	1
Appleton Area School District	1
Archdiocese of Los Angeles	1
Army	1
AT&T	1
Auburn School District	1
Bethel school district	1
Boeing	1
Boeing Shared Services Group	1
Brewster school district	1
Camas School District	1
Cecil County Public Schools	1
Central Kitsap School District	1
Central Talbot County School Distirct	1
Central Washington University, Dept. of Law and Justice	1
City of Lynnwood	1
College of Southern Nevada	1
Columbia Basin College	1
Comprehensive Healthcare	1
Cowlitz Indian Tribe	1
Dept. of Ecology	1
Edmonds School District	1

Expeditors International	1
Gallery One	1
Hawaii Department of Education	1
Humboldt State University	1
Issaquah School District	1
King County Library System	1
Kittitas Valley Fire and Rescue	1
Kohls	1
Las Cruces Public Schools	1
Lazy F Camp and Retreat Center	1
Liberty Mutual	1
Lincoln High School, Tacoma, WA	1
Liuzhou Vocational and Technical College	1
Lower Columbia College	1
Madigan Army Medical Center	1
Marysville School Dist	1
Missouri Valley College	1
Mount Adams School District	1
Naches Valley School District	1
Naselle Grays River Valley School District	1
Navopatia field station/NW WILDLIFE SCIENCE	1
New Mexico Institute of Mining and Technology	1
Niigata university of I nternational and Information Studies	1
North Mason School District	1
O'Dea High School	1
Palouse River Counseling	1
Pasco School District	1
Peninsula School district	1
Philadelphia Phillies	1
Pierce College	1
Portland Public Schools	1
Rainier School District	1
Redmond Parks and Recreation	1
Ricardo Beverly Hills/Green River College	1
Rochester School District	1
RSM US LLP	1
Santa Clarita Community College District	1
Shelton School District	1
Snohomish County	1
Snohomish School District #201	1
Sogeti	1

St Joseph medical center	1
State Water Resources Control Board, California EPA	1
Tacoma Little Theatre	1
Tacoma Public Library	1
Tacoma Public Schools	1
Tahoma School District	1
The Nature Conservancy	1
Tumwater School District	1
Turner Construction	1
Universidad Autonoma de Chihuahua	1
University of LaVerne	1
University of New Mexico	1
University of Northern Colorado	1
University Place School District	1
US Senate	1
USDA	1
Valley Center - Pauma Unified School District	1
Wahluke School District	1
Walla Walla Community College	1
Washington Closure Hanford LLC	1
Wenatchee School District	1
Wesley Spectrum Services	1
West Virginia University	1
Western Washington University	1
Weststar Mortgage/Goldwater Bank	1
Yakama Nation Fisheries Resource Managment	1
Yakima Valley Colllege	1
Yelm Community Schools	1
Total	138

[\(back to top of table\)](#)