

**QUESTIONS?**

If you have any questions regarding your account or this statement, please contact your Trust Advisor.

RAQUEL RAMAGE
PD-WA-T2TR
1305 FOWLER STREET
SUITE 107
RICHLAND WA 99352
Phone 509-835-6099
E-mail raquel.ramage@usbank.com

Portfolio Manager:
DAVID VAN BELLE
PD-WA-T7TR
Phone 509-835-6071

ACCOUNT NUMBER: XXXXXXXX9000
CENTRAL WASHINGTON UNIVERSITY
ENDOWMENT MANAGED AGENCY

This statement is for the period from June 1, 2022 to June 30, 2022



00000068 54 SP 000638240922420 P
CENTRAL WA UNIVERSITY
ATTN: CHRIS HUSS, MS 7471
400 E UNIVERSITY WAY
ELLENSBURG, WA 98926-7471



THIS PAGE WAS INTENTIONALLY LEFT BLANK



CENTRAL WA UNIV ENDOWMENT
ACCOUNT NUMBER: XXXXXXXX9000

Page 1 of 45
June 1, 2022 to June 30, 2022

SPECIAL MESSAGES

U.S. Wealth Management - U.S. Bank is a marketing logo for U.S. Bank.

ADDITIONAL IMPORTANT DISCLOSURES PERTAINING TO YOUR STATEMENT

Regarding the Portfolio Value Over Time chart:

Many factors can impact the portfolio value over time such as contributions to the account, distributions from the account, the reinvestment of dividends and interest, the deduction of fees and expenses, and market performance. Past performance is not a guarantee of future results.

Regarding the Investment Objective and Asset Allocation Guidelines section:

Asset class range guidelines could change based upon periodic updates to policies and/or if your investment objective is updated based upon consultations with your advisors. Market volatility and client direction could result in allocations outside our recommended ranges.

CENTRAL WA UNIV ENDOWMENT
ACCOUNT NUMBER: XXXXXXXX9000Page 2 of 45
June 1, 2022 to June 30, 2022**CONSOLIDATED SUMMARY**

Account Name	Account Number	Market Value	Percent of Total
CWU ENDOW FD RESTRICT ST MATCH AGY	XXXXXXXX6000	\$1,577,498.10	24.72%
CENTRAL WA UNIV ENDOWMENT	XXXXXXXX9000	4,803,768.10	75.28
Total Relationship		\$6,381,266.20	100.00%

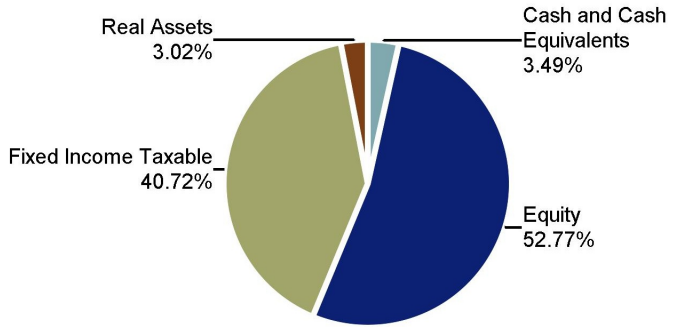


CENTRAL WA UNIV ENDOWMENT
ACCOUNT NUMBER: XXXXXXXX9000

Page 3 of 45
June 1, 2022 to June 30, 2022

PORTFOLIO SUMMARY

Asset Allocation	Value as of 06/30/2022
Cash and Cash Equivalents	\$222,364.95
Equity	\$3,358,339.87
Fixed Income Taxable	\$2,592,503.32
Real Assets	\$192,727.58
Accrued Income	\$15,330.48
Total Market Value	\$6,381,266.20



Investment Objective and Asset Allocation Guidelines

This is a combined account for reporting purposes only. Please see the individual accounts for the Investment Objective.



CENTRAL WA UNIV ENDOWMENT
ACCOUNT NUMBER: XXXXXXXX9000

Page 4 of 45
June 1, 2022 to June 30, 2022

RECONCILIATION SUMMARY

Market Value Summary	Current Period 06/01/22 to 06/30/22	Year-to-Date 01/01/22 to 06/30/22
Beginning Market Value	\$6,727,368.21	\$7,680,083.26
Cash and Securities Disbursements	-180.33	-163,998.00
Adjusted Market Value	\$6,727,187.88	\$7,516,085.26
Investment Results		
Interest, Dividends and Other Income	8,823.06	48,780.68
Change in Accrued Income	5,045.41	2,316.53
Fees and Expenses	-2,663.68	-16,618.28
Net Change in Investment Value	-357,126.47	-1,169,297.99
Total Investment Results	-\$345,921.68	-\$1,134,819.06
Ending Market Value	\$6,381,266.20	\$6,381,266.20

Realized Gain/Loss*	Current Period	Year-to-Date
Short Term	-32,172.39	-36,818.08
Long Term	-51,053.31	-60,484.49
Total Gain/Loss	-\$83,225.70	-\$97,302.57

* Realized gains / losses are preliminary and approximate and should not be used for income tax purposes

Cash Summary	Principal Cash	Income Cash	Total Cash
Beginning Cash 06/01/2022	-\$449,039.41	\$785,278.17	\$336,238.76
Taxable Interest		155.35	155.35
Taxable Dividends		8,667.71	8,667.71
Paid To/For Beneficiaries		-128.65	-128.65
Taxes Paid		-51.68	-51.68
Fees and Expenses		-2,663.68	-2,663.68
Transfers	743.07	-743.07	
Purchases	-584,486.96		-584,486.96
Sales	422,406.77		422,406.77
Net Money Market Activity	-45,013.36		-45,013.36
Ending Cash 06/30/2022	-\$655,389.89	\$790,514.15	\$135,124.26

Estimated Annual Income	Income
Cash and Cash Equivalents	1,086.54
Equity	60,820.02
Fixed Income Taxable	72,543.99
Real Assets	5,345.50
Total Estimated Annual Income	\$139,796.05



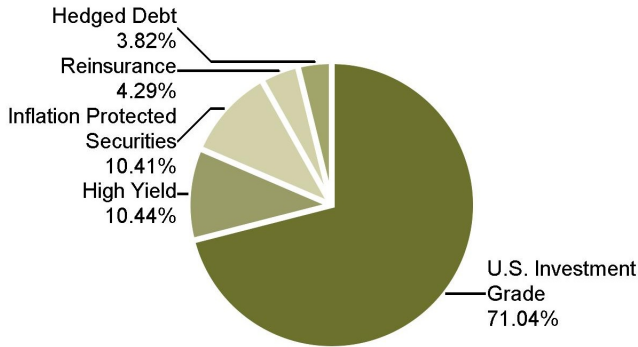
CENTRAL WA UNIV ENDOWMENT
ACCOUNT NUMBER: XXXXXXXX9000

Page 5 of 45
June 1, 2022 to June 30, 2022

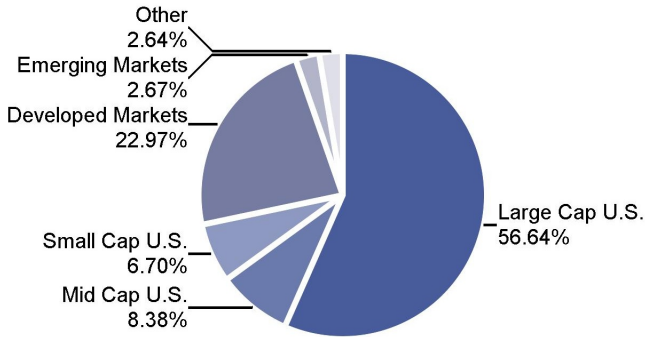
PORTFOLIO OVERVIEW

Asset Class	Value as of 06/30/2022
Cash	135,124.26
Taxable Cash Equivalents	87,240.69
Total Cash and Cash Equivalents	222,364.95
Large Cap U.S. Equity	1,900,997.53
Mid Cap U.S. Equity	281,456.31
Small Cap U.S. Equity	225,319.69
Developed Markets Equity	771,687.62
Emerging Markets Equity	89,894.72
Other Equity	88,984.00
Total Equity	3,358,339.87
Taxable U.S. Investment Grade	1,840,947.75
Taxable High Yield	270,840.22
Taxable Inflation Protected Securities	270,109.51
Taxable Reinsurance	111,445.44
Taxable Hedged Debt	99,160.40
Total Fixed Income Taxable	2,592,503.32
U.S. Listed Real Estate	171,035.28
Foreign Listed Real Estate	21,692.30
Total Real Assets	192,727.58
Accrued Income	15,330.48
Total Market Value	\$6,381,266.20

Fixed Income Summary



Equity Summary





CENTRAL WA UNIV ENDOWMENT
ACCOUNT NUMBER: XXXXXXXX9000

Page 6 of 45
June 1, 2022 to June 30, 2022

PORTFOLIO DETAIL

Security Description	Quantity	Market Price	Market Value	Cost Basis	Unrealized Gain/Loss	Percent of Total Portfolio	Estimated Current Yield	Estimated Annual Income	Accrued Income
Cash and Cash Equivalents									
Cash									
Principal Cash			-655,389.89	-655,389.89		-10.3			
Income Cash			790,514.15	790,514.15		12.4			
Total Cash			\$135,124.26	\$135,124.26	\$0.00	2.1%		\$0.00	\$0.00
Taxable Cash Equivalents									
Fidelity Govt Portfolio Inst - 31607A703 #2642 CENTRAL WA UNIV ENDOWMENT	87,240.690	1.0000	87,240.69	87,240.69	0.00	1.4	1.24	1,086.54	59.71
Total Taxable Cash Equivalents			\$87,240.69	\$87,240.69	\$0.00	1.4%		\$1,086.54	\$59.71
Total Cash and Cash Equivalents			\$222,364.95	\$222,364.95	\$0.00	3.5%		\$1,086.54	\$59.71
Equity									
Large Cap U.S. Equity									
Abbott Laboratories - ABT CENTRAL WA UNIV ENDOWMENT	523.000	108.6500	56,823.95	22,693.54	34,130.41	0.9	1.73	983.24	0.00
Abbvie Inc - ABBV CENTRAL WA UNIV ENDOWMENT	137.000	153.1600	20,982.92	7,886.41	13,096.51	0.3	3.68	772.68	0.00
Alphabet Inc Cl A - GOOGL CENTRAL WA UNIV ENDOWMENT	23.000	2,179.2600	50,122.98	16,686.50	33,436.48	0.8	0.00	0.00	0.00
Alphabet Inc Cl C - GOOG CENTRAL WA UNIV ENDOWMENT	12.000	2,187.4500	26,249.40	3,986.09	22,263.31	0.4	0.00	0.00	0.00



CENTRAL WA UNIV ENDOWMENT
ACCOUNT NUMBER: XXXXXXXX9000

Page 7 of 45
June 1, 2022 to June 30, 2022

PORTFOLIO DETAIL (continued)

Security Description	Quantity	Market Price	Market Value	Cost Basis	Unrealized Gain/Loss	Percent of Total Portfolio	Estimated Current Yield	Estimated Annual Income	Accrued Income
Amazon Com Inc - AMZN CENTRAL WA UNIV ENDOWMENT	580.000	106.2100	61,601.80	19,042.56	42,559.24	1.0	0.00	0.00	0.00
American Express Co - AXP CENTRAL WA UNIV ENDOWMENT	102.000	138.6200	14,139.24	4,834.25	9,304.99	0.2	1.50	212.16	53.04
Amgen Inc - AMGN CENTRAL WA UNIV ENDOWMENT	47.000	243.3000	11,435.10	7,453.73	3,981.37	0.2	3.19	364.72	0.00
Apple Inc - AAPL CENTRAL WA UNIV ENDOWMENT	1,152.000	136.7200	157,501.44	10,147.74	147,353.70	2.5	0.67	1,059.84	0.00
At T Inc - T CENTRAL WA UNIV ENDOWMENT	548.000	20.9600	11,486.08	10,347.72	1,138.36	0.2	5.30	608.28	0.00
Automatic Data Processing - ADP CENTRAL WA UNIV ENDOWMENT	87.000	210.0400	18,273.48	7,332.36	10,941.12	0.3	1.98	361.92	90.48
Bank Of America Corp - BAC CENTRAL WA UNIV ENDOWMENT	1,141.000	31.1300	35,519.33	12,655.90	22,863.43	0.6	2.70	958.44	0.00
Block Inc - SQ CENTRAL WA UNIV ENDOWMENT	153.000	61.4600	9,403.38	10,252.53	-849.15	0.1	0.00	0.00	0.00
Booking Holdings Inc - BKNG CENTRAL WA UNIV ENDOWMENT	22.000	1,748.9900	38,477.78	19,393.55	19,084.23	0.6	0.00	0.00	0.00
Caterpillar Inc - CAT CENTRAL WA UNIV ENDOWMENT	195.000	178.7600	34,858.20	15,945.02	18,913.18	0.5	2.68	936.00	0.00
Cisco Systems Inc - CSCO CENTRAL WA UNIV ENDOWMENT	610.000	42.6400	26,010.40	11,878.66	14,131.74	0.4	3.56	927.20	0.00



CENTRAL WA UNIV ENDOWMENT
ACCOUNT NUMBER: XXXXXXXX9000

Page 8 of 45
June 1, 2022 to June 30, 2022

PORTFOLIO DETAIL (continued)

Security Description	Quantity	Market Price	Market Value	Cost Basis	Unrealized Gain/Loss	Percent of Total Portfolio	Estimated Current Yield	Estimated Annual Income	Accrued Income
Cme Group Inc - CME CENTRAL WA UNIV ENDOWMENT	117.000	204.7000	23,949.90	10,966.41	12,983.49	0.4	1.95	468.00	0.00
Coca Cola Company - KO CENTRAL WA UNIV ENDOWMENT	214.000	62.9100	13,462.74	5,770.27	7,692.47	0.2	2.80	376.64	94.16
Costco Whsl Corp - COST CENTRAL WA UNIV ENDOWMENT	121.000	479.2800	57,992.88	19,373.67	38,619.21	0.9	0.75	435.60	0.00
Csx Corp - CSX CENTRAL WA UNIV ENDOWMENT	738.000	29.0600	21,446.28	4,710.24	16,736.04	0.3	1.38	295.20	0.00
Deere Co - DE CENTRAL WA UNIV ENDOWMENT	131.000	299.4700	39,230.57	10,219.31	29,011.26	0.6	1.51	592.12	148.03
Dodge Cox Stock Fund I - DODGX #145 CENTRAL WA UNIV ENDOWMENT	426.594	214.1300	91,346.57	73,526.70	17,819.87	1.4	1.42	1,296.85	0.00
Exelon Corporation - EXC CENTRAL WA UNIV ENDOWMENT	200.000	45.3200	9,064.00	4,461.42	4,602.58	0.1	2.98	270.00	0.00
General Dynamics Corp - GD CENTRAL WA UNIV ENDOWMENT	125.000	221.2500	27,656.25	16,888.85	10,767.40	0.4	2.28	630.00	157.50
Home Depot Inc - HD CENTRAL WA UNIV ENDOWMENT	146.000	274.2700	40,043.42	2,917.18	37,126.24	0.6	2.77	1,109.60	0.00
Illinois Tool Works Inc - ITW CENTRAL WA UNIV ENDOWMENT	99.000	182.2500	18,042.75	7,736.85	10,305.90	0.3	2.68	483.12	120.78
Intuit Inc - INTU CENTRAL WA UNIV ENDOWMENT	179.000	385.4400	68,993.76	17,308.57	51,685.19	1.1	0.71	486.88	0.00



CENTRAL WA UNIV ENDOWMENT
ACCOUNT NUMBER: XXXXXXXX9000

Page 9 of 45
June 1, 2022 to June 30, 2022

PORTFOLIO DETAIL (continued)

Security Description	Quantity	Market Price	Market Value	Cost Basis	Unrealized Gain/Loss	Percent of Total Portfolio	Estimated Current Yield	Estimated Annual Income	Accrued Income
Invesco Qqq Trust - QQQ Etf CENTRAL WA UNIV ENDOWMENT	150.000	280.2800	42,042.00	43,462.92	-1,420.92	0.7	0.67	279.90	79.11
J P Morgan Chase Co Com - JPM CENTRAL WA UNIV ENDOWMENT	397.000	112.6100	44,706.17	16,449.27	28,256.90	0.7	3.55	1,588.00	0.00
Johnson Johnson - JNJ CENTRAL WA UNIV ENDOWMENT	247.000	177.5100	43,844.97	24,803.03	19,041.94	0.7	2.55	1,116.44	0.00
Mastercard Inc - MA CENTRAL WA UNIV ENDOWMENT	230.000	315.4800	72,560.40	7,005.71	65,554.69	1.1	0.62	450.80	0.00
McDonalds Corp - MCD CENTRAL WA UNIV ENDOWMENT	76.000	246.8800	18,762.88	2,472.28	16,290.60	0.3	2.24	419.52	0.00
Meta Platforms Inc - META CENTRAL WA UNIV ENDOWMENT	139.000	161.2500	22,413.75	14,497.70	7,916.05	0.4	0.00	0.00	0.00
Microsoft Corp - MSFT CENTRAL WA UNIV ENDOWMENT	654.000	256.8300	167,966.82	31,529.04	136,437.78	2.6	0.97	1,621.92	0.00
P N C Financial Services Group Inc - PNC CENTRAL WA UNIV ENDOWMENT	142.000	157.7700	22,403.34	13,211.31	9,192.03	0.4	3.80	852.00	0.00
Pfizer Inc - PFE CENTRAL WA UNIV ENDOWMENT	351.000	52.4300	18,402.93	6,262.91	12,140.02	0.3	3.05	561.60	0.00
Procter & Gamble Co - PG CENTRAL WA UNIV ENDOWMENT	78.000	143.7900	11,215.62	4,523.22	6,692.40	0.2	2.54	284.93	0.00
Qualcomm Inc Com - QCOM CENTRAL WA UNIV ENDOWMENT	320.000	127.7400	40,876.80	16,831.11	24,045.69	0.6	2.35	960.00	0.00



CENTRAL WA UNIV ENDOWMENT
ACCOUNT NUMBER: XXXXXXXX9000

Page 10 of 45
June 1, 2022 to June 30, 2022

PORTFOLIO DETAIL (continued)

Security Description	Quantity	Market Price	Market Value	Cost Basis	Unrealized Gain/Loss	Percent of Total Portfolio	Estimated Current Yield	Estimated Annual Income	Accrued Income
Raytheon Technologies Corp Com - RTX CENTRAL WA UNIV ENDOWMENT	406.000	96.1100	39,020.66	19,458.16	19,562.50	0.6	2.29	893.20	0.00
Roper Technologies Inc Com - ROP CENTRAL WA UNIV ENDOWMENT	76.000	394.6500	29,993.40	14,056.20	15,937.20	0.5	0.63	188.48	0.00
Schwab Charles Corp - SCHW CENTRAL WA UNIV ENDOWMENT	400.000	63.1800	25,272.00	13,054.64	12,217.36	0.4	1.27	320.00	0.00
Spdr S P 500 - SPY Etf CENTRAL WA UNIV ENDOWMENT	200.000	377.2500	75,450.00	32,991.37	42,458.63	1.2	1.59	1,201.40	315.37
Union Pacific Corp Com - UNP CENTRAL WA UNIV ENDOWMENT	364.000	213.2800	77,633.92	28,082.60	49,551.32	1.2	2.44	1,892.80	0.00
Unitedhealth Group Inc Com - UNH CENTRAL WA UNIV ENDOWMENT	191.000	513.6300	98,103.33	7,007.77	91,095.56	1.5	1.28	1,260.60	0.00
Verizon Communications Inc Com - VZ CENTRAL WA UNIV ENDOWMENT	163.000	50.7500	8,272.25	7,340.55	931.70	0.1	5.04	417.28	0.00
Walmart Inc Com - WMT CENTRAL WA UNIV ENDOWMENT	401.000	121.5800	48,753.58	24,279.83	24,473.75	0.8	1.84	898.24	0.00
3M Co - MMM CENTRAL WA UNIV ENDOWMENT	71.000	129.4100	9,188.11	4,036.74	5,151.37	0.1	4.61	423.16	0.00
Total Large Cap U.S. Equity			\$1,900,997.53	\$685,772.39	\$1,215,225.14	29.8%		\$29,258.76	\$1,058.47

Mid Cap U.S. Equity

Albemarle Corp - ALB CENTRAL WA UNIV ENDOWMENT	115.000	208.9800	24,032.70	23,228.03	804.67	0.4	0.76	181.70	45.43
---	---------	----------	-----------	-----------	--------	-----	------	--------	-------



CENTRAL WA UNIV ENDOWMENT
ACCOUNT NUMBER: XXXXXXXX9000

Page 11 of 45
June 1, 2022 to June 30, 2022

PORTFOLIO DETAIL (continued)

Security Description	Quantity	Market Price	Market Value	Cost Basis	Unrealized Gain/Loss	Percent of Total Portfolio	Estimated Current Yield	Estimated Annual Income	Accrued Income
Dollar Tree Inc - DLTR CENTRAL WA UNIV ENDOWMENT	174.000	155.8500	27,117.90	6,618.66	20,499.24	0.4	0.00	0.00	0.00
Dover Corp - DOV CENTRAL WA UNIV ENDOWMENT	96.000	121.3200	11,646.72	4,445.31	7,201.41	0.2	1.65	192.00	0.00
Fifth Third Bancorp - FITB CENTRAL WA UNIV ENDOWMENT	845.000	33.6000	28,392.00	16,741.48	11,650.52	0.4	3.57	1,014.00	253.50
Jack Henry Associates Inc - JKHY CENTRAL WA UNIV ENDOWMENT	160.000	180.0200	28,803.20	12,372.80	16,430.40	0.5	1.09	313.60	0.00
T Rowe Price Mid Cap Value Fund - TRMCX #115 CENTRAL WA UNIV ENDOWMENT	5,337.646	30.2500	161,463.79	147,373.19	14,090.60	2.5	1.12	1,814.80	0.00
Total Mid Cap U.S. Equity			\$281,456.31	\$210,779.47	\$70,676.84	4.4%		\$3,516.10	\$298.93
Small Cap U.S. Equity									
Nuveen Small Cap Select Fd Cl I - ARSTX CENTRAL WA UNIV ENDOWMENT	7,388.702	10.7800	79,650.21	77,309.26	2,340.95	1.2	0.00	0.00	0.00
T Rowe Price Sm Cap Val - PRSVX #46 CENTRAL WA UNIV ENDOWMENT	2,742.002	49.6000	136,003.30	114,839.39	21,163.91	2.1	0.42	575.82	0.00
Travel Plus Leisure Co Com - TNL CENTRAL WA UNIV ENDOWMENT	249.000	38.8200	9,666.18	8,233.05	1,433.13	0.2	4.12	398.40	0.00
Total Small Cap U.S. Equity			\$225,319.69	\$200,381.70	\$24,937.99	3.5%		\$974.22	\$0.00
Developed Markets Equity									
Accenture Plc Ireland Shs Class A - ACN CENTRAL WA UNIV ENDOWMENT	69.000	277.6500	19,157.85	7,342.98	11,814.87	0.3	1.40	267.72	0.00



CENTRAL WA UNIV ENDOWMENT
ACCOUNT NUMBER: XXXXXXXX9000

Page 12 of 45
June 1, 2022 to June 30, 2022

PORTFOLIO DETAIL (continued)

Security Description	Quantity	Market Price	Market Value	Cost Basis	Unrealized Gain/Loss	Percent of Total Portfolio	Estimated Current Yield	Estimated Annual Income	Accrued Income
Allegion Plc - ALLE CENTRAL WA UNIV ENDOWMENT	49.000	97.9000	4,797.10	948.90	3,848.20	0.1	1.67	80.36	0.00
Aptiv Plc Shs - APTV CENTRAL WA UNIV ENDOWMENT	185.000	89.0700	16,477.95	12,810.95	3,667.00	0.3	0.00	0.00	0.00
Canadian Natural Resources Ltd - CNQ CENTRAL WA UNIV ENDOWMENT	365.000	53.6800	19,593.20	6,565.62	13,027.58	0.3	4.35	853.01	213.29
Chubb Limited Com - CB CENTRAL WA UNIV ENDOWMENT	165.000	196.5800	32,435.70	8,657.29	23,778.41	0.5	1.69	547.80	136.95
Eaton Corp Plc Shs - ETN CENTRAL WA UNIV ENDOWMENT	159.000	125.9900	20,032.41	8,592.12	11,440.29	0.3	2.57	515.16	0.00
Enbridge Inc - ENB CENTRAL WA UNIV ENDOWMENT	304.000	42.2600	12,847.04	7,203.62	5,643.42	0.2	6.44	826.88	0.00
Fidelity Invt Trad Intl Disci - FIADX #1402 CENTRAL WA UNIV ENDOWMENT	4,890.650	38.7100	189,317.06	158,548.27	30,768.79	3.0	4.05	7,673.43	0.00
Harding Loevner International Equity - HLMIX Port Instl #4951 CENTRAL WA UNIV ENDOWMENT	12,697.446	22.8000	289,501.77	204,581.94	84,919.83	4.5	1.86	5,396.41	0.00
Ishares Msci Eafe - EFA Etf CENTRAL WA UNIV ENDOWMENT	593.000	62.4900	37,056.57	30,924.95	6,131.62	0.6	4.82	1,786.71	0.00
Linde Plc Shs - LIN CENTRAL WA UNIV ENDOWMENT	49.000	287.5300	14,088.97	8,009.30	6,079.67	0.2	1.63	229.32	0.00



CENTRAL WA UNIV ENDOWMENT
ACCOUNT NUMBER: XXXXXXXX9000

Page 13 of 45
June 1, 2022 to June 30, 2022

PORTFOLIO DETAIL (continued)

Security Description	Quantity	Market Price	Market Value	Cost Basis	Unrealized Gain/Loss	Percent of Total Portfolio	Estimated Current Yield	Estimated Annual Income	Accrued Income
Magna Intl Inc Cl A - MGA CENTRAL WA UNIV ENDOWMENT	450.000	54.9000	24,705.00	30,136.41	-5,431.41	0.4	3.28	810.00	0.00
T Rowe Price Intl Val Eqty Fd Intl - TRIGX #127 CENTRAL WA UNIV ENDOWMENT	3,318.303	13.5600	44,996.19	40,951.77	4,044.42	0.7	2.73	1,227.77	0.00
Tc Energy Corp - TRP CENTRAL WA UNIV ENDOWMENT	901.000	51.8100	46,680.81	28,815.31	17,865.50	0.7	5.41	2,526.40	631.67
Total Developed Markets Equity			\$771,687.62	\$554,089.43	\$217,598.19	12.1%		\$22,740.97	\$981.91
Emerging Markets Equity									
Causeway Emerging Markets Instl - CEMIX #1273 CENTRAL WA UNIV ENDOWMENT	7,760.304	9.6100	74,576.52	73,257.27	1,319.25	1.2	4.12	3,073.08	0.00
Ishares Msci Emerging Markets - EEM Etf CENTRAL WA UNIV ENDOWMENT	382.000	40.1000	15,318.20	15,390.78	-72.58	0.2	2.73	418.29	0.00
Total Emerging Markets Equity			\$89,894.72	\$88,648.05	\$1,246.67	1.4%		\$3,491.37	\$0.00
Other Equity									
Technology Select Sector Spdr Fund - XLK Etf CENTRAL WA UNIV ENDOWMENT	700.000	127.1200	88,984.00	33,295.43	55,688.57	1.4	0.94	838.60	0.00
Total Other Equity			\$88,984.00	\$33,295.43	\$55,688.57	1.4%		\$838.60	\$0.00
Total Equity			\$3,358,339.87	\$1,772,966.47	\$1,585,373.40	52.6%		\$60,820.02	\$2,339.31



CENTRAL WA UNIV ENDOWMENT
ACCOUNT NUMBER: XXXXXXXX9000

Page 14 of 45
June 1, 2022 to June 30, 2022

PORTFOLIO DETAIL (continued)

Security Description	Quantity	Market Price	Market Value	Cost Basis	Unrealized Gain/Loss	Percent of Total Portfolio	Estimated Current Yield	Estimated Annual Income	Accrued Income
Fixed Income Taxable									
Taxable U.S. Investment Grade									
John Deere Capital Corp - 24422ERT8 2.800 01/27/2023 Standard & Poors Rating: A Moody's Rating: A2 CENTRAL WA UNIV ENDOWMENT	100,000.000	100.2730	100,273.00	99,574.00	699.00	1.6	2.79	2,800.00	1,197.78
Bank Of Ny Mellon Corp - 06406RAG2 Medium Term Note 3.500 04/28/2023 Standard & Poors Rating: A Moody's Rating: A1 CWU ENDOW FD RESTRICT ST MATCH AGY	100,000.000	100.4220	100,422.00	100,007.07	414.93	1.6	3.48	3,500.00	612.50
New York City Ny Transitional Fin - 64971M5H1 Auth Revenue Txbi Sub Build America 4.725 11/01/2023 Taxable Standard & Poors Rating: AAA Moody's Rating: Aa1 CWU ENDOW FD RESTRICT ST MATCH AGY	120,000.000	101.9700	122,364.00	123,581.02	-1,217.02	1.9	4.63	5,670.00	945.00
Gilead Sciences Inc - 375558AW3 3.700 04/01/2024 Standard & Poors Rating: BBB+ Moody's Rating: A3 CWU ENDOW FD RESTRICT ST MATCH AGY	100,000.000	100.0840	100,084.00	100,651.75	-567.75	1.6	3.70	3,700.00	925.00
Energy Northwest Wa Elec Rev Build - 29270CWJ0 America Bonds B Generating Station 5.710 07/01/2024 Taxable Standard & Poors Rating: AA- Moody's Rating: Aa2 CWU ENDOW FD RESTRICT ST MATCH AGY	65,000.000	104.5150	67,934.75	68,182.35	-247.60	1.1	5.46	3,711.50	1,855.75



CENTRAL WA UNIV ENDOWMENT
ACCOUNT NUMBER: XXXXXXXX9000

Page 15 of 45
June 1, 2022 to June 30, 2022

PORTFOLIO DETAIL (continued)

Security Description	Quantity	Market Price	Market Value	Cost Basis	Unrealized Gain/Loss	Percent of Total Portfolio	Estimated Current Yield	Estimated Annual Income	Accrued Income
Simon Property Group LP - 828807DG9 2.000 09/13/2024 Standard & Poors Rating: A- Moody's Rating: A3 CENTRAL WA UNIV ENDOWMENT	200,000.000	95.6230	191,246.00	199,968.00	-8,722.00	3.0	2.09	4,000.00	1,200.00
Schwab Charles Corp - 808513BV6 3.625 04/01/2025 Standard & Poors Rating: A Moody's Rating: A2 CWU ENDOW FD RESTRICT ST MATCH AGY	150,000.000	99.3090	148,963.50	150,478.06	-1,514.56	2.3	3.65	5,437.50	1,359.38
Federal Home Loan Bks - 3130AEBV1 3.125 06/13/2025 Standard & Poors Rating: AA+ Moody's Rating: Aaa CWU ENDOW FD RESTRICT ST MATCH AGY	150,000.000	100.2460	150,369.00	150,611.88	-242.88	2.4	3.12	4,687.50	234.38
Air Products Chemicals - 009158BB1 1.500 10/15/2025 Standard & Poors Rating: A Moody's Rating: A2 CENTRAL WA UNIV ENDOWMENT	100,000.000	94.1250	94,125.00	104,022.00	-9,897.00	1.5	1.59	1,500.00	316.67
Federal Home Loan Bks - 3130ALYY4 1.050 04/29/2026 Standard & Poors Rating: AA+ Moody's Rating: Aaa CWU ENDOW FD RESTRICT ST MATCH AGY	200,000.000	93.1510	186,302.00	200,000.00	-13,698.00	2.9	1.13	2,100.00	361.67
Bank Of Ny Mellon Corp - 06406FAC7 Medium Term Note 2.800 05/04/2026 Standard & Poors Rating: A Moody's Rating: A1 CENTRAL WA UNIV ENDOWMENT	100,000.000	96.3110	96,311.00	103,614.00	-7,303.00	1.5	2.91	2,800.00	443.33



CENTRAL WA UNIV ENDOWMENT
ACCOUNT NUMBER: XXXXXXXX9000

Page 16 of 45
June 1, 2022 to June 30, 2022

PORTFOLIO DETAIL (continued)

Security Description	Quantity	Market Price	Market Value	Cost Basis	Unrealized Gain/Loss	Percent of Total Portfolio	Estimated Current Yield	Estimated Annual Income	Accrued Income
Hawaii ST Taxable Go Ref Bds 2020 G - 419792ZN9 1.112 10/01/2026 Taxable Standard & Poors Rating: AA+ Moody's Rating: Aa2 CWU ENDOW FD RESTRICT ST MATCH AGY	200,000.000	90.8830	181,766.00	200,270.77	-18,504.77	2.8	1.22	2,224.00	556.00
Emerson Elec Co - 291011BP8 0.875 10/15/2026 Standard & Poors Rating: A Moody's Rating: A2 CWU ENDOW FD RESTRICT ST MATCH AGY	200,000.000	88.3270	176,654.00	196,165.91	-19,511.91	2.8	0.99	1,750.00	369.44
Doubleline Total Ret Bd I - DBLTX Standard & Poors Rating: N/A CENTRAL WA UNIV ENDOWMENT	5,399.821	9.3500	50,488.33	53,918.55	-3,430.22	0.8	3.41	1,722.54	0.00
Ishares 1 3 Year Treasury Bond Etf - SHY Etf Standard & Poors Rating: N/A CENTRAL WA UNIV ENDOWMENT	300.000	82.7900	24,837.00	24,945.00	-108.00	0.4	0.35	87.00	0.00
Nuveen Preferred Secs & Inc Fd Cl I - NPSRX #1969 Standard & Poors Rating: N/A CENTRAL WA UNIV ENDOWMENT	3,194.252	15.2800	48,808.17	52,771.38	-3,963.21	0.8	5.73	2,798.16	210.05
Total Taxable U.S. Investment Grade			\$1,840,947.75	\$1,928,761.74	-\$87,813.99	28.8%		\$48,488.20	\$10,586.95

Taxable High Yield

Artisan High Income Fund - APHFX Fund# 2468 Standard & Poors Rating: N/A CENTRAL WA UNIV ENDOWMENT	11,258.656	8.6500	97,387.37	103,467.05	-6,079.68	1.5	6.18	6,023.38	360.14
---	------------	--------	-----------	------------	-----------	-----	------	----------	--------



CENTRAL WA UNIV ENDOWMENT
ACCOUNT NUMBER: XXXXXXXX9000

Page 17 of 45
June 1, 2022 to June 30, 2022

PORTFOLIO DETAIL (continued)

Security Description	Quantity	Market Price	Market Value	Cost Basis	Unrealized Gain/Loss	Percent of Total Portfolio	Estimated Current Yield	Estimated Annual Income	Accrued Income
Nuveen Strategic Income I - FCBYX Standard & Poors Rating: N/A CENTRAL WA UNIV ENDOWMENT	17,955.782	9.6600	173,452.85	191,318.34	-17,865.49	2.7	3.83	6,643.64	628.45
Total Taxable High Yield			\$270,840.22	\$294,785.39	-\$23,945.17	4.2%		\$12,667.02	\$988.59
Taxable Inflation Protected Securities									
U S Treasury - 912828UH1 Inflation Protected Security 0.125 01/15/2023 Standard & Poors Rating: N/A Moody's Rating: Aaa CWU ENDOW FD RESTRICT ST MATCH AGY	62,614.500	101.6880	63,671.43	62,644.56	1,026.87	1.0	0.12	78.27	36.11
U S Treasury - 912828B25 Inflation Protected Security 0.625 01/15/2024 Standard & Poors Rating: N/A Moody's Rating: Aaa CWU ENDOW FD RESTRICT ST MATCH AGY	37,164.600	101.7110	37,800.49	37,276.36	524.13	0.6	0.55	208.20	96.05
U S Treasury - 912828N71 Inflation Protected Security 0.625 01/15/2026 Standard & Poors Rating: N/A Moody's Rating: Aaa CWU ENDOW FD RESTRICT ST MATCH AGY	97,320.800	101.1200	98,410.79	104,968.55	-6,557.76	1.5	0.62	608.26	280.60
Tiaa Cref Inflation Lnkd Bd Fd Adv - TIIHX #3481 Standard & Poors Rating: N/A CENTRAL WA UNIV ENDOWMENT	6,287.090	11.1700	70,226.80	64,951.62	5,275.18	1.1	7.38	5,180.56	0.00
Total Taxable Inflation Protected Securities			\$270,109.51	\$269,841.09	\$268.42	4.2%		\$6,075.29	\$412.76



CENTRAL WA UNIV ENDOWMENT
ACCOUNT NUMBER: XXXXXXXX9000

Page 18 of 45
June 1, 2022 to June 30, 2022

PORTFOLIO DETAIL (continued)

Security Description	Quantity	Market Price	Market Value	Cost Basis	Unrealized Gain/Loss	Percent of Total Portfolio	Estimated Current Yield	Estimated Annual Income	Accrued Income
Taxable Reinsurance									
Pioneer ILS Interval Fund - XILSX Continuously Offered #4310 Standard & Poors Rating: N/A CENTRAL WA UNIV ENDOWMENT	13,298.978	8.3800	111,445.44	114,669.74	-3,224.30	1.7	2.00	2,234.23	0.00
Total Taxable Reinsurance			\$111,445.44	\$114,669.74	-\$3,224.30	1.7%		\$2,234.23	\$0.00
Taxable Hedged Debt									
Loomis Sayles Strategic Alpha N - LASNX Standard & Poors Rating: N/A CENTRAL WA UNIV ENDOWMENT	10,766.602	9.2100	99,160.40	103,467.05	-4,306.65	1.6	3.10	3,079.25	0.00
Total Taxable Hedged Debt			\$99,160.40	\$103,467.05	-\$4,306.65	1.6%		\$3,079.25	\$0.00
Total Fixed Income Taxable			\$2,592,503.32	\$2,711,525.01	-\$119,021.69	40.6%		\$72,543.99	\$11,988.30
Real Assets									
U.S. Listed Real Estate									
American Tower Corp - AMT CENTRAL WA UNIV ENDOWMENT	194.000	255.5900	49,584.46	7,408.86	42,175.60	0.8	2.16	1,072.82	277.42
Nuveen Real Estate Secs I - FARCX CENTRAL WA UNIV ENDOWMENT	6,684.140	18.1700	121,450.82	141,795.50	-20,344.68	1.9	2.35	2,854.13	665.74
Total U.S. Listed Real Estate			\$171,035.28	\$149,204.36	\$21,830.92	2.7%		\$3,926.95	\$943.16



CENTRAL WA UNIV ENDOWMENT
ACCOUNT NUMBER: XXXXXXXX9000

Page 19 of 45
June 1, 2022 to June 30, 2022

PORTFOLIO DETAIL (continued)

Security Description	Quantity	Market Price	Market Value	Cost Basis	Unrealized Gain/Loss	Percent of Total Portfolio	Estimated Current Yield	Estimated Annual Income	Accrued Income
Foreign Listed Real Estate									
Vanguard Global Ex U S Real Estate - VNQI Index Fund Share Etf CENTRAL WA UNIV ENDOWMENT	490.000	44.2700	21,692.30	25,599.72	-3,907.42	0.3	6.54	1,418.55	0.00
Total Foreign Listed Real Estate			\$21,692.30	\$25,599.72	-\$3,907.42	0.3%		\$1,418.55	\$0.00
Total Real Assets			\$192,727.58	\$174,804.08	\$17,923.50	3.0%		\$5,345.50	\$943.16
Total Assets			\$6,365,935.72	\$4,881,660.51	\$1,484,275.21	99.8%		\$139,796.05	\$15,330.48
Accrued Income			\$15,330.48	\$15,330.48		0.2%			
Grand Total			\$6,381,266.20	\$4,896,990.99		100.0%			

Estimated Current Yield

2.19

PORTFOLIO DETAIL MESSAGES

Time of trade execution and trading party (if not disclosed) will be provided upon request.

Publicly traded assets are valued in accordance with market quotations or valuation methodologies from financial industry services believed by us to be reliable. Assets that are not publicly traded may be reflected at values from other external sources. Assets for which a current value is not available may be reflected at a previous value or as not valued, at par value, or at a nominal value. Values shown do not necessarily reflect prices at which assets could be bought or sold. Values are updated based on internal policy and may be updated less frequently than statement generation. For additional information, please contact your U.S. Bank representative.

Washington state law requires us to inform you that you may petition the superior court pursuant to chapter 11.106 RCW to obtain review of the statement and of acts of the trustee disclosed in the statement, if you believe it is necessary to do so.



CENTRAL WA UNIV ENDOWMENT
ACCOUNT NUMBER: XXXXXXXX9000

Page 20 of 45
June 1, 2022 to June 30, 2022

PORTFOLIO DETAIL MESSAGES (continued)

You should also be aware that claims against the trustee for breach of trust may not be made after the expiration of three years from the date you receive an accounting or other report which discloses facts giving rise to a breach of trust claim.

If we engaged any agents, the agent is not related to us unless we have informed you otherwise.

Estimated Current Yield, Estimated Annual Income, and Accrued Income are estimates provided for informational purposes only and should not be relied on for making investment, trading, or tax decisions. The estimates may not represent the actual value earned by your investments and they provide no guarantee of what your investments may earn in the future.



CENTRAL WA UNIV ENDOWMENT
ACCOUNT NUMBER: XXXXXXXX9000

Page 21 of 45
June 1, 2022 to June 30, 2022

CASH TRANSACTION DETAIL

	Date Posted	Description	Income Cash	Principal Cash
Taxable Interest				
Federal Home Loan Bks				
2.125 06/10/2022 313379Q69				
	06/10/22	Interest Earned 0.010625 USD/\$1 Pv On 100,000 Par Value Due 6/10/22 CWU ENDOW FD RESTRICT ST MATCH AGY	1,062.50	
Federal Home Loan Bks				
3.125 06/13/2025 3130AEBV1				
	06/07/22	Paid Accrued Interest On Purchase Income Debit 2,265.62- USD CWU ENDOW FD RESTRICT ST MATCH AGY	-2,265.62	
	06/13/22	Interest Earned 0.015625 USD/\$1 Pv On 150,000 Par Value Due 6/13/22 CWU ENDOW FD RESTRICT ST MATCH AGY	2,343.75	
Total Federal Home Loan Bks 3.125 06/13/2025			\$78.13	\$0.00
Fidelity Govt Portfolio Inst				
#2642 FRGXX				
	06/01/22	Interest From 5/1/22 To 5/31/22 CENTRAL WA UNIV ENDOWMENT	26.70	



CENTRAL WA UNIV ENDOWMENT
ACCOUNT NUMBER: XXXXXXXX9000

Page 22 of 45
June 1, 2022 to June 30, 2022

CASH TRANSACTION DETAIL (continued)

	Date Posted	Description	Income Cash	Principal Cash
Schwab Charles Corp 3.625 04/01/2025 808513BV6				
	06/08/22	Paid Accrued Interest On Purchase Income Debit 1,011.98- USD CWU ENDOW FD RESTRICT ST MATCH AGY	-1,011.98	
Total Taxable Interest			\$155.35	\$0.00
Taxable Dividends				
Allegion Plc ALLE				
	06/30/22	Dividend Earned 0.41 USD/Share On 49 Shares Due 6/30/22 CENTRAL WA UNIV ENDOWMENT	20.09	
Amgen Inc AMGN				
	06/08/22	Dividend Earned 1.94 USD/Share On 47 Shares Due 6/8/22 CENTRAL WA UNIV ENDOWMENT	91.18	
Bank Of America Corp BAC				
	06/24/22	Dividend Earned 0.21 USD/Share On 1,141 Shares Due 6/24/22 CENTRAL WA UNIV ENDOWMENT	239.61	
Cme Group Inc CME				
	06/27/22	Dividend Earned 1.00 USD/Share On 117 Shares Due 6/27/22 CENTRAL WA UNIV ENDOWMENT	117.00	



CENTRAL WA UNIV ENDOWMENT
ACCOUNT NUMBER: XXXXXXXXX9000

Page 23 of 45
June 1, 2022 to June 30, 2022

CASH TRANSACTION DETAIL (continued)

	Date Posted	Description	Income Cash	Principal Cash
Constellation Energy Corp CEG	06/10/22	Dividend Earned 0.141 USD/Share On 66 Shares Due 6/10/22 CENTRAL WA UNIV ENDOWMENT	9.31	
Csx Corp CSX	06/15/22	Dividend Earned 0.10 USD/Share On 738 Shares Due 6/15/22 CENTRAL WA UNIV ENDOWMENT	73.80	
Dodge Cox Stock Fund I #145 DODGX	06/28/22	Dividend Earned 0.94 USD/Share On 426.594 Shares Due 6/28/22 Dividend Payable 06/28/22 CENTRAL WA UNIV ENDOWMENT	401.00	
Doubleline Total Ret Bd I DBLTX	06/01/22	Dividend Earned 0.026282 USD/Share On 2,706.24 Shares Due 5/31/22 Dividend Payable 05/31/22 CENTRAL WA UNIV ENDOWMENT	71.13	
Dover Corp DOV	06/15/22	Dividend Earned 0.50 USD/Share On 96 Shares Due 6/15/22 CENTRAL WA UNIV ENDOWMENT	48.00	



CENTRAL WA UNIV ENDOWMENT
ACCOUNT NUMBER: XXXXXXXX9000

Page 24 of 45
June 1, 2022 to June 30, 2022

CASH TRANSACTION DETAIL (continued)

	Date Posted	Description	Income Cash	Principal Cash
Enbridge Inc ENB	06/01/22	Dividend Earned 0.680002 USD/Share On 304 Shares Due 6/1/22 25.0000000% Foreign Taxes Withheld <i>CENTRAL WA UNIV ENDOWMENT</i>	206.72	
Exelon Corporation EXC	06/10/22	Dividend Earned 0.3375 USD/Share On 200 Shares Due 6/10/22 <i>CENTRAL WA UNIV ENDOWMENT</i>	67.50	
Home Depot Inc HD	06/16/22	Dividend Earned 1.90 USD/Share On 146 Shares Due 6/16/22 <i>CENTRAL WA UNIV ENDOWMENT</i>	277.40	
Ishares Msci Eafe Etf EFA	06/15/22	Dividend Earned 1.497565 USD/Share On 593 Shares Due 6/15/22 <i>CENTRAL WA UNIV ENDOWMENT</i>	888.06	
Ishares Msci Emerging Markets Etf EEM	06/15/22	Dividend Earned 0.361869 USD/Share On 382 Shares Due 6/15/22 <i>CENTRAL WA UNIV ENDOWMENT</i>	138.23	



CENTRAL WA UNIV ENDOWMENT
ACCOUNT NUMBER: XXXXXXXX9000

Page 25 of 45
June 1, 2022 to June 30, 2022

CASH TRANSACTION DETAIL (continued)

	Date Posted	Description	Income Cash	Principal Cash
Jack Henry Associates Inc JKHY				
	06/14/22	Dividend Earned 0.49 USD/Share On 160 Shares Due 6/14/22 CENTRAL WA UNIV ENDOWMENT	78.40	
Johnson Johnson JNJ				
	06/07/22	Dividend Earned 1.13 USD/Share On 247 Shares Due 6/7/22 CENTRAL WA UNIV ENDOWMENT	279.11	
Linde Plc Shs LIN				
	06/17/22	Dividend Earned 1.17 USD/Share On 49 Shares Due 6/17/22 CENTRAL WA UNIV ENDOWMENT	57.33	
Loomis Sayles Strategic Alpha N LASNX				
	06/27/22	Dividend Earned 0.0813 USD/Share On 10,766.602 Shares Due 6/27/22 Dividend Payable 06/27/22 CENTRAL WA UNIV ENDOWMENT	875.32	
McDonalds Corp MCD				
	06/21/22	Dividend Earned 1.38 USD/Share On 76 Shares Due 6/20/22 CENTRAL WA UNIV ENDOWMENT	104.88	
Microsoft Corp MSFT				
	06/09/22	Dividend Earned 0.62 USD/Share On 654 Shares Due 6/9/22 CENTRAL WA UNIV ENDOWMENT	405.48	



CENTRAL WA UNIV ENDOWMENT
ACCOUNT NUMBER: XXXXXXXX9000

Page 26 of 45
June 1, 2022 to June 30, 2022

CASH TRANSACTION DETAIL (continued)

	Date Posted	Description	Income Cash	Principal Cash
Nuveen Preferred Secs & Inc Fd Cl I #1969 NPSRX	06/01/22	Dividend Earned Dividend From 5/1/22 To 5/31/22 CENTRAL WA UNIV ENDOWMENT	116.87	
Nuveen Strategic Income I FCBYX	06/01/22	Dividend Earned Dividend From 5/1/22 To 5/31/22 CENTRAL WA UNIV ENDOWMENT	626.20	
Pfizer Inc PFE	06/10/22	Dividend Earned 0.40 USD/Share On 351 Shares Due 6/10/22 CENTRAL WA UNIV ENDOWMENT	140.40	
Qualcomm Inc Com QCOM	06/23/22	Dividend Earned 0.75 USD/Share On 320 Shares Due 6/23/22 CENTRAL WA UNIV ENDOWMENT	240.00	
Raytheon Technologies Corp Com RTX	06/16/22	Dividend Earned 0.55 USD/Share On 406 Shares Due 6/16/22 CENTRAL WA UNIV ENDOWMENT	223.30	
Technology Select Sector Spdr Fund Etf XLK	06/24/22	Dividend Earned 0.323167 USD/Share On 700 Shares Due 6/24/22 CENTRAL WA UNIV ENDOWMENT	226.22	



CENTRAL WA UNIV ENDOWMENT
ACCOUNT NUMBER: XXXXXXXX9000

Page 27 of 45
June 1, 2022 to June 30, 2022

CASH TRANSACTION DETAIL (continued)

	Date Posted	Description	Income Cash	Principal Cash
Tiaa Cref Inflation Lnkd Bd Fd Adv #3481 TIIHX	06/21/22	Dividend Earned 0.26267 USD/Share On 6,287.09 Shares Due 6/17/22 Dividend Payable 6/17/22 CENTRAL WA UNIV ENDOWMENT	1,651.43	
Travel Plus Leisure Co Com TNL	06/30/22	Dividend Earned 0.40 USD/Share On 249 Shares Due 6/30/22 CENTRAL WA UNIV ENDOWMENT	99.60	
Union Pacific Corp Com UNP	06/30/22	Dividend Earned 1.30 USD/Share On 364 Shares Due 6/30/22 CENTRAL WA UNIV ENDOWMENT	473.20	
Unitedhealth Group Inc Com UNH	06/28/22	Dividend Earned 1.65 USD/Share On 191 Shares Due 6/28/22 CENTRAL WA UNIV ENDOWMENT	315.15	
3M Co MMM	06/13/22	Dividend Earned 1.49 USD/Share On 71 Shares Due 6/12/22 CENTRAL WA UNIV ENDOWMENT	105.79	
Total Taxable Dividends			\$8,667.71	\$0.00



CENTRAL WA UNIV ENDOWMENT
ACCOUNT NUMBER: XXXXXXXX9000

Page 28 of 45
June 1, 2022 to June 30, 2022

CASH TRANSACTION DETAIL (continued)

	Date Posted	Description	Income Cash	Principal Cash
Change In Accrued Income				
		Current Accrued Income	15,330.48	
		Previous Accrued Income	10,285.07	
Change In Accrued Income			\$5,045.41	\$0.00
Paid To/For Beneficiary				
ACH Trf To U.S. Bank Checking				
	06/30/22	Cash Disbursement Paid To U.S. Bank DDA #Xxxxxxxx3030 Monthly Tnsfr Of Inc To C/A Per Client Req CWU ENDOW FD RESTRICT ST MATCH AGY	-128.65	
Total Paid To/For Beneficiary			-\$128.65	\$0.00
Taxes Paid				
Non-USD Taxes				
	06/01/22	Cash Disbursement Enbridge Inc CENTRAL WA UNIV ENDOWMENT	-51.68	
Total Taxes Paid			-\$51.68	\$0.00



CENTRAL WA UNIV ENDOWMENT
ACCOUNT NUMBER: XXXXXXXX9000

Page 29 of 45
June 1, 2022 to June 30, 2022

CASH TRANSACTION DETAIL (continued)

	Date Posted	Description	Income Cash	Principal Cash
Fees and Expenses				
Trust Fees				
	06/22/22	Collected Charged For Period 05/01/2022 Thru 05/31/2022 CENTRAL WA UNIV ENDOWMENT	-2,663.68	
Total Fees and Expenses			-\$2,663.68	\$0.00
Transfers				
Transfer From Income				
	06/01/22	Cash Receipt CENTRAL WA UNIV ENDOWMENT		116.87
	06/01/22	Cash Receipt CENTRAL WA UNIV ENDOWMENT		626.20
Total Transfer From Income			\$0.00	\$743.07
Transfer To Principal				
	06/01/22	Cash Disbursement CENTRAL WA UNIV ENDOWMENT	-116.87	
	06/01/22	Cash Disbursement CENTRAL WA UNIV ENDOWMENT	-626.20	
Total Transfer To Principal			-\$743.07	\$0.00
Total Transfers			-\$743.07	\$743.07



CENTRAL WA UNIV ENDOWMENT
ACCOUNT NUMBER: XXXXXXXX9000

Page 30 of 45
June 1, 2022 to June 30, 2022

RECEIPTS AND DELIVERIES IN KIND AND ADJUSTMENTS

	Date Posted	Description	Cash	Tax Cost	Market Value
Stock Splits					
Amazon Com Inc AMZN					
	06/06/22	Stock Split 20 For 1 Stock Split Due 6/3/22 551 Additional Shares Received This Is A 20 For 1 Stock Split CENTRAL WA UNIV ENDOWMENT			
Total Stock Splits			\$0.00	\$0.00	\$0.00
Adjustments					
U S Treasury Inflation Protected Security 0.125 01/15/2023 912828UH1					
	06/13/22	Fed Basis Adjusted By 188.50 USD Old: 62,286.61 USD/New: 62,475.11 USD Units Increase To Adjust For Change In CPI CWU ENDOW FD RESTRICT ST MATCH AGY		188.50	
	06/13/22	Par Value Adjusted By 188.5 Par Value Old Par Value 62,252/New Par Value 62,440.5 Units Increase To Adjust For Change In CPI CWU ENDOW FD RESTRICT ST MATCH AGY			
	06/28/22	Fed Basis Adjusted By 174.00 USD Old: 62,475.11 USD/New: 62,649.11 USD Units Increase To Adjust For Change In CPI CWU ENDOW FD RESTRICT ST MATCH AGY		174.00	



CENTRAL WA UNIV ENDOWMENT
ACCOUNT NUMBER: XXXXXXXX9000

Page 31 of 45
June 1, 2022 to June 30, 2022

RECEIPTS AND DELIVERIES IN KIND AND ADJUSTMENTS (continued)

Date Posted	Description	Cash	Tax Cost	Market Value
06/28/22	Par Value Adjusted By 174 Par Value Old Par Value 62,440.5/New Par Value 62,614.5 Units Increase To Adjust For Change In CPI CWU ENDOW FD RESTRICT ST MATCH AGY			
Total U S Treasury Inflation Protected		\$0.00	\$362.50	\$0.00
U S Treasury Inflation Protected Security 0.625 01/15/2024 UST0524				
06/13/22	Fed Basis Adjusted By 111.90 USD Old: 37,067.22 USD/New: 37,179.12 USD Units Increase To Adjust For Change In CPI CWU ENDOW FD RESTRICT ST MATCH AGY		111.90	
06/13/22	Par Value Adjusted By 111.9 Par Value Old Par Value 36,949.5/New Par Value 37,061.4 Units Increase To Adjust For Change In CPI CWU ENDOW FD RESTRICT ST MATCH AGY			
06/28/22	Fed Basis Adjusted By 103.20 USD Old: 37,179.12 USD/New: 37,282.32 USD Units Increase To Adjust For Change In CPI CWU ENDOW FD RESTRICT ST MATCH AGY		103.20	
06/28/22	Par Value Adjusted By 103.2 Par Value Old Par Value 37,061.4/New Par Value 37,164.6 Units Increase To Adjust For Change In CPI CWU ENDOW FD RESTRICT ST MATCH AGY			
Total U S Treasury Inflation Protected		\$0.00	\$215.10	\$0.00



CENTRAL WA UNIV ENDOWMENT
ACCOUNT NUMBER: XXXXXXXXX9000

Page 32 of 45
June 1, 2022 to June 30, 2022

RECEIPTS AND DELIVERIES IN KIND AND ADJUSTMENTS (continued)

	Date Posted	Description	Cash	Tax Cost	Market Value
U S Treasury					
Inflation Protected Security					
0.625 01/15/2026					
912828N71					
	06/13/22	Fed Basis Adjusted By 293.60 USD Old: 104,581.85 USD/New: 104,875.45 USD Units Increase To Adjust For Change In CPI <i>CWU ENDOW FD RESTRICT ST MATCH AGY</i>		293.60	
	06/13/22	Par Value Adjusted By 293.6 Par Value Old Par Value 96,756.8/New Par Value 97,050.4 Units Increase To Adjust For Change In CPI <i>CWU ENDOW FD RESTRICT ST MATCH AGY</i>			
	06/28/22	Fed Basis Adjusted By 270.40 USD Old: 104,875.45 USD/New: 105,145.85 USD Units Increase To Adjust For Change In CPI <i>CWU ENDOW FD RESTRICT ST MATCH AGY</i>		270.40	
	06/28/22	Par Value Adjusted By 270.4 Par Value Old Par Value 97,050.4/New Par Value 97,320.8 Units Increase To Adjust For Change In CPI <i>CWU ENDOW FD RESTRICT ST MATCH AGY</i>			
Total U S Treasury Inflation Protected			\$0.00	\$564.00	\$0.00
Total Adjustments			\$0.00	\$1,141.60	\$0.00



CENTRAL WA UNIV ENDOWMENT
ACCOUNT NUMBER: XXXXXXXX9000

Page 33 of 45
June 1, 2022 to June 30, 2022

RECEIPTS AND DELIVERIES IN KIND AND ADJUSTMENTS (continued)

	Date Posted	Description	Cash	Tax Cost	Market Value
Amortization					
Bank Of Ny Mellon Corp Medium Term Note 3.500 04/28/2023 06406RAG2					
	06/30/22	Amortized Premium Fed Basis Decreased By 0.71 USD To 100,007.07 USD 7/1/22 Current Year Amortization <i>CWU ENDOW FD RESTRICT ST MATCH AGY</i>		-0.71	
Energy Northwest Wa Elec Rev Build America Bonds B Generating Station 5.710 07/01/2024 Taxable 29270CWJ0					
	06/30/22	Amortized Premium Fed Basis Decreased By 130.60 USD To 68,182.35 USD 7/1/22 Current Year Amortization <i>CWU ENDOW FD RESTRICT ST MATCH AGY</i>		-130.60	
Federal Home Loan Bks 2.125 06/10/2022 313379Q69					
	06/10/22	Amortized Premium Fed Basis Decreased By 1.99 USD To 100,000.00 USD 6/10/22 Current Year Amortization <i>CWU ENDOW FD RESTRICT ST MATCH AGY</i>		-1.99	



CENTRAL WA UNIV ENDOWMENT
ACCOUNT NUMBER: XXXXXXXX9000

Page 34 of 45
June 1, 2022 to June 30, 2022

RECEIPTS AND DELIVERIES IN KIND AND ADJUSTMENTS (continued)

	Date Posted	Description	Cash	Tax Cost	Market Value
Federal Home Loan Bks					
3.125 06/13/2025					
3130AEBV1					
	06/30/22	Amortized Premium Fed Basis Decreased By 13.62 USD To 150,611.88 USD 7/1/22 Current Year Amortization CWU ENDOW FD RESTRICT ST MATCH AGY		-13.62	
Gilead Sciences Inc					
3.700 04/01/2024					
375558AW3					
	06/30/22	Amortized Premium Fed Basis Decreased By 35.62 USD To 100,651.75 USD 7/1/22 Current Year Amortization CWU ENDOW FD RESTRICT ST MATCH AGY		-35.62	
Hawaii ST Taxable Go Ref Bds 2020 G					
1.112 10/01/2026 Taxable					
419792ZN9					
	06/30/22	Amortized Premium Fed Basis Decreased By 5.23 USD To 200,270.77 USD 7/1/22 Current Year Amortization CWU ENDOW FD RESTRICT ST MATCH AGY		-5.23	
New York City Ny Transitional Fin					
Auth Revenue Txbl Sub Build America					
4.725 11/01/2023 Taxable					
64971M5H1					
	06/30/22	Amortized Premium Fed Basis Decreased By 220.14 USD To 123,581.02 USD 7/1/22 Current Year Amortization CWU ENDOW FD RESTRICT ST MATCH AGY		-220.14	



CENTRAL WA UNIV ENDOWMENT
ACCOUNT NUMBER: XXXXXXXX9000

Page 35 of 45
June 1, 2022 to June 30, 2022

RECEIPTS AND DELIVERIES IN KIND AND ADJUSTMENTS (continued)

	Date Posted	Description	Cash	Tax Cost	Market Value
Schwab Charles Corp 3.625 04/01/2025 808513BV6	06/30/22	Amortized Premium Fed Basis Decreased By 10.94 USD To 150,478.06 USD 7/1/22 Current Year Amortization CWU ENDOW FD RESTRICT ST MATCH AGY		-10.94	
U S Treasury Inflation Protected Security 0.125 01/15/2023 912828UH1	06/30/22	Amortized Premium Fed Basis Decreased By 4.55 USD To 62,644.56 USD 7/1/22 Current Year Amortization CWU ENDOW FD RESTRICT ST MATCH AGY		-4.55	
U S Treasury Inflation Protected Security 0.625 01/15/2024 UST0524	06/30/22	Amortized Premium Fed Basis Decreased By 5.96 USD To 37,276.36 USD 7/1/22 Current Year Amortization CWU ENDOW FD RESTRICT ST MATCH AGY		-5.96	



CENTRAL WA UNIV ENDOWMENT
ACCOUNT NUMBER: XXXXXXXX9000

Page 36 of 45
June 1, 2022 to June 30, 2022

RECEIPTS AND DELIVERIES IN KIND AND ADJUSTMENTS (continued)

	Date Posted	Description	Cash	Tax Cost	Market Value
U S Treasury Inflation Protected Security 0.625 01/15/2026 912828N71					
	06/30/22	Amortized Premium Fed Basis Decreased By 177.30 USD To 104,968.55 USD 7/1/22 Current Year Amortization <i>CWU ENDOW FD RESTRICT ST MATCH AGY</i>		-177.30	
Total Amortization			\$0.00	-\$606.66	\$0.00
Accretion					
Emerson Elec Co 0.875 10/15/2026 291011BP8					
	06/30/22	Accreted Discount Fed Basis Increased By 73.40 USD To 196,165.91 USD 7/1/22 Current Year Accretion <i>CWU ENDOW FD RESTRICT ST MATCH AGY</i>		73.40	
Total Accretion			\$0.00	\$73.40	\$0.00



CENTRAL WA UNIV ENDOWMENT
ACCOUNT NUMBER: XXXXXXXX9000

Page 37 of 45
June 1, 2022 to June 30, 2022

PURCHASE SUMMARY

	Trade Date	Description	Income Cash	Principal Cash	Tax Cost
Cash and Cash Equivalents					
Fidelity Govt Portfolio Inst					
#2642					
FRGXX					
		Combined Purchases For The Period 6/ 1/22 - 6/30/22		-70,590.64	70,590.64
Total Cash and Cash Equivalents			\$0.00	-\$70,590.64	\$70,590.64
Fixed Income Taxable					
Artisan High Income Fund					
Fund# 2468					
APHFX					
	06/09/22	Purchased 11,258.656 Shares Trade Date 6/8/22 11,258.656 Shares At 9.19 USD CENTRAL WA UNIV ENDOWMENT		-103,467.05	103,467.05
Doubleline Total Ret Bd I					
DBLTX					
	06/06/22	Purchased 2,693.581 Shares Trade Date 6/3/22 2,693.581 Shares At 9.45 USD CENTRAL WA UNIV ENDOWMENT		-25,454.34	25,454.34



CENTRAL WA UNIV ENDOWMENT
ACCOUNT NUMBER: XXXXXXXX9000

Page 38 of 45
June 1, 2022 to June 30, 2022

PURCHASE SUMMARY (continued)

Trade Date	Description	Income Cash	Principal Cash	Tax Cost
Federal Home Loan Bks				
3.125 06/13/2025				
3130AEBV1				
06/07/22	Purchased 150,000 Par Value Trade Date 6/6/22 Purchased Through Rbc Capital Markets, LLC 150,000 Par Value At 100.417 % <i>CWU ENDOW FD RESTRICT ST MATCH AGY</i>		-150,625.50	150,625.50
Ishares 1 3 Year Treasury Bond Etf				
Etf				
SHY				
06/07/22	Purchased 300 Shares Trade Date 6/3/22 Purchased Through Intl Trading Inc. Paid 10.50 USD Brokerage Purchased On The OTC Bulletin Board 300 Shares At 83.115 USD <i>CENTRAL WA UNIV ENDOWMENT</i>		-24,945.00	24,945.00
Loomis Sayles Strategic Alpha N				
LASNX				
06/09/22	Purchased 10,766.602 Shares Trade Date 6/8/22 10,766.602 Shares At 9.61 USD <i>CENTRAL WA UNIV ENDOWMENT</i>		-103,467.05	103,467.05
Nuveen Preferred Secs & Inc Fd CI I				
#1969				
NPSRX				
06/01/22	Purchased 7.314 Shares @ 15.98 USD Through Reinvestment Of Cash Dividend Due 5/31/22 <i>CENTRAL WA UNIV ENDOWMENT</i>		-116.87	116.87



CENTRAL WA UNIV ENDOWMENT
ACCOUNT NUMBER: XXXXXXXX9000

Page 39 of 45
June 1, 2022 to June 30, 2022

PURCHASE SUMMARY (continued)

Trade Date	Description	Income Cash	Principal Cash	Tax Cost
06/06/22	Purchased 1,583.967 Shares Trade Date 6/3/22 1,583.967 Shares At 15.97 USD CENTRAL WA UNIV ENDOWMENT		-25,295.95	25,295.95
Total Nuveen Preferred Secs & Inc Fd Cl I		\$0.00	-\$25,412.82	\$25,412.82
Nuveen Strategic Income I FCBYX				
06/01/22	Purchased 62.62 Shares @ 10.00 USD Through Reinvestment Of Cash Dividend Due 5/31/22 CENTRAL WA UNIV ENDOWMENT		-626.20	626.20
Schwab Charles Corp 3.625 04/01/2025 808513BV6				
06/08/22	Purchased 150,000 Par Value Trade Date 6/6/22 Purchased Through Millennium Advisors, LLC 150,000 Par Value At 100.326 % CWU ENDOW FD RESTRICT ST MATCH AGY		-150,489.00	150,489.00
Total Fixed Income Taxable		\$0.00	-\$584,486.96	\$584,486.96
Total Purchases		\$0.00	-\$655,077.60	\$655,077.60



CENTRAL WA UNIV ENDOWMENT
ACCOUNT NUMBER: XXXXXXXX9000

Page 40 of 45
June 1, 2022 to June 30, 2022

SALE/MATURITY SUMMARY

	Trade Date	Description	Tax Cost	Proceeds	Estimated Gain/Loss
Cash and Cash Equivalents					
Fidelity Govt Portfolio Inst #2642 FRGXX					
		Combined Sales For The Period 6/ 1/22 - 6/30/22	-25,577.28	25,577.28	
Total Cash and Cash Equivalents			-\$25,577.28	\$25,577.28	\$0.00
Equity					
Constellation Energy Corp CEG					
	06/10/22	Sold 66 Shares Trade Date 6/8/22 Sold Through Hilltop Securities Inc. Paid 2.31 USD Brokerage Paid 0.10 USD Sec Fee 66 Shares At 64.9179 USD <i>CENTRAL WA UNIV ENDOWMENT</i>	-1,725.97	4,282.17	2,556.20
Harding Loevner Frontier Emerging Markets Port Instl HLFMX					
	06/09/22	Sold 10,113.538 Shares Trade Date 6/8/22 10,113.538 Shares At 7.54 USD <i>CENTRAL WA UNIV ENDOWMENT</i>	-82,223.06	76,256.08	-5,966.98



CENTRAL WA UNIV ENDOWMENT
ACCOUNT NUMBER: XXXXXXXX9000

Page 41 of 45
June 1, 2022 to June 30, 2022

SALE/MATURITY SUMMARY (continued)

	Trade Date	Description	Tax Cost	Proceeds	Estimated Gain/Loss
Nuveen Mid Cap Grwth Opp Fd CI I FISGX					
	06/09/22	Sold 2,298.79 Shares Trade Date 6/8/22 2,298.79 Shares At 30.88 USD CENTRAL WA UNIV ENDOWMENT	-84,852.75	70,986.64	-13,866.11
	06/09/22	Sold 3,722.944 Shares Trade Date 6/8/22 3,722.944 Shares At 30.88 USD CENTRAL WA UNIV ENDOWMENT	-167,296.29	114,964.51	-52,331.78
Total Nuveen Mid Cap Grwth Opp Fd CI I			-\$252,149.04	\$185,951.15	-\$66,197.89
Schwab Charles Corp SCHW					
	06/10/22	Sold 77 Shares Trade Date 6/8/22 Sold Through Hilltop Securities Inc. Paid 2.70 USD Brokerage Paid 0.12 USD Sec Fee 77 Shares At 65.8317 USD CENTRAL WA UNIV ENDOWMENT	-2,513.02	5,066.22	2,553.20
Technology Select Sector Spdr Fund Etf XLK					
	06/07/22	Sold 100 Shares Trade Date 6/3/22 Sold Through Intl Trading Inc. Paid 3.50 USD Brokerage Paid 0.32 USD Sec Fee Sold On The OTC Bulletin Board 100 Shares At 139.755 USD CENTRAL WA UNIV ENDOWMENT	-4,756.49	13,971.68	9,215.19

CENTRAL WA UNIV ENDOWMENT
ACCOUNT NUMBER: XXXXXXXXX9000Page 42 of 45
June 1, 2022 to June 30, 2022**SALE/MATURITY SUMMARY (continued)**

	Trade Date	Description	Tax Cost	Proceeds	Estimated Gain/Loss
Virtus Zevenbergen Innovative Growth SCATX					
	06/06/22	Sold 1,100.225 Shares Trade Date 6/3/22 1,100.225 Shares At 31.46 USD CENTRAL WA UNIV ENDOWMENT	-59,038.07	34,613.08	-24,424.99
Warner Bros Discovery Inc Series A WBD					
	06/07/22	Sold 132 Shares Trade Date 6/3/22 Sold Through Intl Trading Inc. Paid 4.62 USD Brokerage Paid 0.05 USD Sec Fee Sold On The OTC Bulletin Board 132 Shares At 17.205 USD CENTRAL WA UNIV ENDOWMENT	-3,226.82	2,266.39	-960.43
Total Equity			-\$405,632.47	\$322,406.77	-\$83,225.70



CENTRAL WA UNIV ENDOWMENT
ACCOUNT NUMBER: XXXXXXXX9000

Page 43 of 45
June 1, 2022 to June 30, 2022

SALE/MATURITY SUMMARY (continued)

Trade Date	Description	Tax Cost	Proceeds	Estimated Gain/Loss
Fixed Income Taxable				
Federal Home Loan Bks				
2.125 06/10/2022				
313379Q69				
06/10/22	Matured 100,000 Par Value Trade Date 6/10/22 100,000 Par Value At 100 % CWU ENDOW FD RESTRICT ST MATCH AGY	-100,000.00	100,000.00	
Total Fixed Income Taxable		-\$100,000.00	\$100,000.00	\$0.00
Total Sales & Maturities		-\$531,209.75	\$447,984.05	-\$83,225.70

SALE/MATURITY SUMMARY MESSAGES

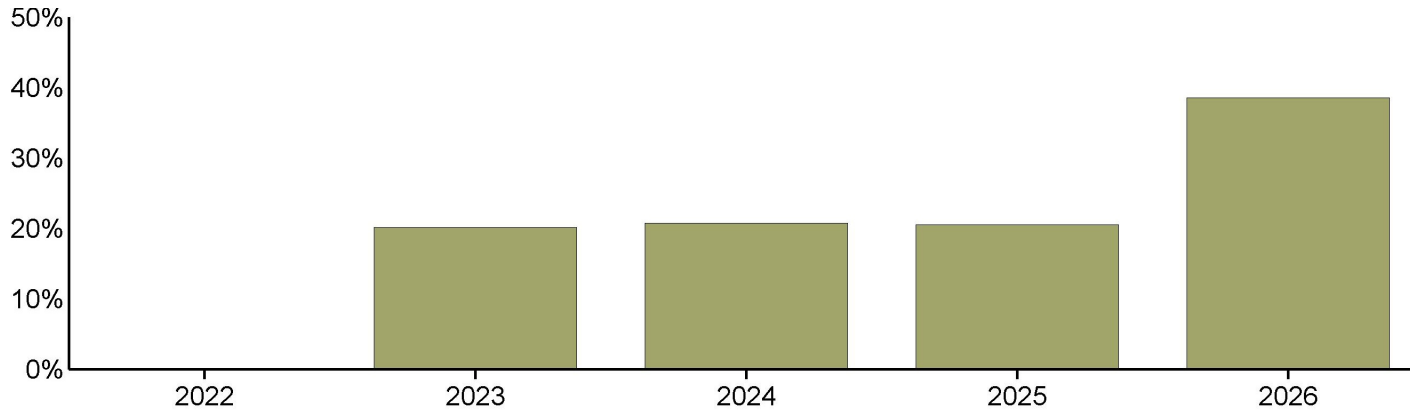
Realized gains / losses are preliminary and approximate and should not be used for income tax purposes



CENTRAL WA UNIV ENDOWMENT
ACCOUNT NUMBER: XXXXXXXX9000

Page 44 of 45
June 1, 2022 to June 30, 2022

BOND SUMMARY



	Par Value	Market Value	Percentage of Category
MATURITY			
2022	0.00	0.00	0.00
2023	382,614.50	386,730.43	20.18
2024	402,164.60	397,065.24	20.72
2025	400,000.00	393,457.50	20.53
2026	797,320.80	739,443.79	38.57
Total of Category	\$1,982,099.90	\$1,916,696.96	100.00

MOODY'S RATING

Aaa	547,099.90	536,553.71	28.00
Aa1	120,000.00	122,364.00	6.38
Aa2	265,000.00	249,700.75	13.03
A1	200,000.00	196,733.00	10.26
A2	550,000.00	520,015.50	27.13



CENTRAL WA UNIV ENDOWMENT
ACCOUNT NUMBER: XXXXXXXX9000

Page 45 of 45
June 1, 2022 to June 30, 2022

BOND SUMMARY (continued)

	Par Value	Market Value	Percentage of Category
A3	300,000.00	291,330.00	15.20
Total of Category	\$1,982,099.90	\$1,916,696.96	100.00

S&P RATING

AAA	120,000.00	122,364.00	6.38
AA+	550,000.00	518,437.00	27.05
AA-	65,000.00	67,934.75	3.54
A	750,000.00	716,748.50	37.40
A-	200,000.00	191,246.00	9.98
BBB+	100,000.00	100,084.00	5.22
N/A	197,099.90	199,882.71	10.43
Total of Category	\$1,982,099.90	\$1,916,696.96	100.00

BOND SUMMARY MESSAGES

Data contained within this section excluded Mutual Funds, Exchange Traded Funds, and Closed-Ended Funds.



THIS PAGE WAS INTENTIONALLY LEFT BLANK