



QUESTIONS?

If you have any questions regarding your account or this statement, please contact your Trust Advisor.

RAQUEL RAMAGE
PD-WA-T2TR
1305 FOWLER STREET
SUITE 107
RICHLAND WA 99352
Phone 509-835-6099
E-mail raquel.ramage@usbank.com

Portfolio Manager:
DAVID VAN BELLE
PD-WA-T7TR
Phone 509-835-6071

ACCOUNT NUMBER: XXXXXXXX9000
CENTRAL WASHINGTON UNIVERSITY
ENDOWMENT MANAGED AGENCY

This statement is for the period from July 1, 2021 to June 30, 2022

00000068 54 SP 000638240922420 P
CENTRAL WA UNIVERSITY
ATTN: CHRIS HUSS, MS 7471
400 E UNIVERSITY WAY
ELLENSBURG, WA 98926-7471



THIS PAGE WAS INTENTIONALLY LEFT BLANK



CENTRAL WA UNIV ENDOWMENT
ACCOUNT NUMBER: XXXXXXXX9000

Page 1 of 85
July 1, 2021 to June 30, 2022

SPECIAL MESSAGES

U.S. Wealth Management - U.S. Bank is a marketing logo for U.S. Bank.

ADDITIONAL IMPORTANT DISCLOSURES PERTAINING TO YOUR STATEMENT

Regarding the Portfolio Value Over Time chart:

Many factors can impact the portfolio value over time such as contributions to the account, distributions from the account, the reinvestment of dividends and interest, the deduction of fees and expenses, and market performance. Past performance is not a guarantee of future results.

Regarding the Investment Objective and Asset Allocation Guidelines section:

Asset class range guidelines could change based upon periodic updates to policies and/or if your investment objective is updated based upon consultations with your advisors. Market volatility and client direction could result in allocations outside our recommended ranges.

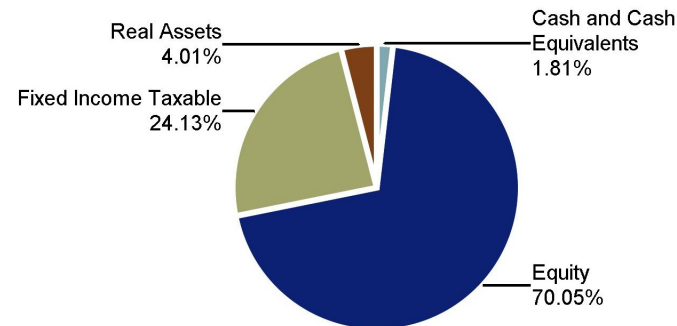


CENTRAL WA UNIV ENDOWMENT
ACCOUNT NUMBER: XXXXXXXX9000

Page 2 of 85
July 1, 2021 to June 30, 2022

PORTFOLIO SUMMARY

Asset Allocation	Value as of 06/30/2022
Cash and Cash Equivalents	\$87,240.69
Equity	\$3,358,339.87
Fixed Income Taxable	\$1,157,761.36
Real Assets	\$192,727.58
Accrued Income	\$7,698.60
Total Market Value	\$4,803,768.10



Investment Objective and Asset Allocation Guidelines

Growth Bal/ Nontaxable

Designed to provide capital growth with a low to moderate level of current income. This portfolio can provide relatively high allocations to various equity categories including small company and international company equity securities. Investors should have sufficient time and tolerance for substantial price and return volatility and relatively large declines in investment value. Nontaxable selected.

Equity Securities	53-93%
Fixed Income Securities	3-43%
Real Assets Securities	0-24%

This Investment Objective information is included to allow you to reconfirm it is consistent with the purpose of the account. Please contact your portfolio manager if you have questions or would like to discuss your investment objective further.



CENTRAL WA UNIV ENDOWMENT
ACCOUNT NUMBER: XXXXXXXX9000

Page 3 of 85
July 1, 2021 to June 30, 2022

RECONCILIATION SUMMARY

Market Value Summary	Current Period 07/01/21 to 06/30/22	Year-to-Date 07/01/21 to 06/30/22
Beginning Market Value	\$5,757,823.23	\$5,757,823.23
Cash and Securities Disbursements	-251,142.73	-251,142.73
Adjusted Market Value	\$5,506,680.50	\$5,506,680.50
Investment Results		
Interest, Dividends and Other Income	94,691.40	94,691.40
Change in Accrued Income	2,036.05	2,036.05
Fees and Expenses	-33,744.32	-33,744.32
Net Change in Investment Value	-765,895.53	-765,895.53
Total Investment Results	-\$702,912.40	-\$702,912.40
Ending Market Value	\$4,803,768.10	\$4,803,768.10

Cash Summary	Principal Cash	Income Cash	Total Cash
Beginning Cash 07/01/2021	-\$741,424.61	\$741,424.61	\$0.00
Taxable Interest		10,455.54	10,455.54
Taxable Dividends		84,235.86	84,235.86
Paid To/For Beneficiaries	-200,000.00		-200,000.00
Taxes Paid		-1,142.73	-1,142.73
Fees and Expenses		-33,744.32	-33,744.32
Cash Disbursements	-50,000.00		-50,000.00
Transfers	10,715.05	-10,715.05	
Capital Gain Distributions	162,686.97	0.24	162,687.21
Purchases	-584,547.86		-584,547.86
Sales	676,518.44		676,518.44
Net Money Market Activity	-64,462.14		-64,462.14
Ending Cash 06/30/2022	-\$790,514.15	\$790,514.15	\$0.00

Realized Gain/Loss*	Current Period	Year-to-Date
Short Term	8,823.25	8,823.25
Long Term	57,534.94	57,534.94
Total Gain/Loss	\$66,358.19	\$66,358.19

* Realized gains / losses are preliminary and approximate and should not be used for income tax purposes

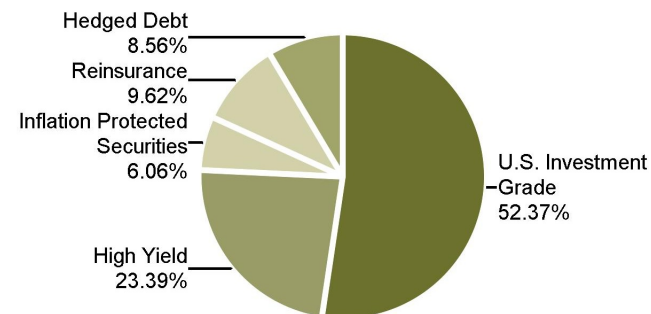
Estimated Annual Income	Income
Cash and Cash Equivalents	1,086.54
Equity	60,820.02
Fixed Income Taxable	38,868.76
Real Assets	5,345.50
Total Estimated Annual Income	\$106,120.82



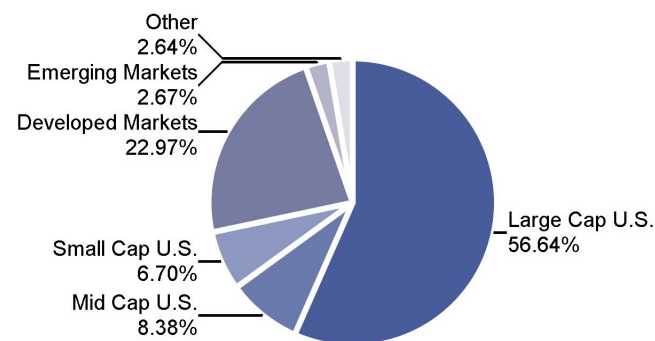
PORTFOLIO OVERVIEW

Asset Class	Value as of 06/30/2022
Cash	0.00
Taxable Cash Equivalents	87,240.69
Total Cash and Cash Equivalents	87,240.69
Large Cap U.S. Equity	1,900,997.53
Mid Cap U.S. Equity	281,456.31
Small Cap U.S. Equity	225,319.69
Developed Markets Equity	771,687.62
Emerging Markets Equity	89,894.72
Other Equity	88,984.00
Total Equity	3,358,339.87
Taxable U.S. Investment Grade	606,088.50
Taxable High Yield	270,840.22
Taxable Inflation Protected Securities	70,226.80
Taxable Foreign Developed Debt	0.00
Taxable Reinsurance	111,445.44
Taxable Hedged Debt	99,160.40
Total Fixed Income Taxable	1,157,761.36
U.S. Listed Real Estate	171,035.28
Foreign Listed Real Estate	21,692.30
Total Real Assets	192,727.58
Accrued Income	7,698.60
Total Market Value	\$4,803,768.10

Fixed Income Summary



Equity Summary





CENTRAL WA UNIV ENDOWMENT
ACCOUNT NUMBER: XXXXXXXX9000

Page 5 of 85
July 1, 2021 to June 30, 2022

PORTFOLIO DETAIL

Security Description	Quantity	Market Price	Market Value	Cost Basis	Unrealized Gain/Loss	Percent of Total Portfolio	Estimated Current Yield	Estimated Annual Income	Accrued Income
Cash and Cash Equivalents									
Cash									
Principal Cash			-790,514.15	-790,514.15		-16.5			
Income Cash			790,514.15	790,514.15		16.5			
Total Cash			\$0.00	\$0.00	\$0.00	0.0%		\$0.00	\$0.00
Taxable Cash Equivalents									
Fidelity Govt Portfolio Inst - 31607A703 #2642	87,240.690	1.0000	87,240.69	87,240.69	0.00	1.8	1.24	1,086.54	59.71
Total Taxable Cash Equivalents			\$87,240.69	\$87,240.69	\$0.00	1.8%		\$1,086.54	\$59.71
Total Cash and Cash Equivalents			\$87,240.69	\$87,240.69	\$0.00	1.8%		\$1,086.54	\$59.71
Equity									
Large Cap U.S. Equity									
Abbott Laboratories - ABT	523.000	108.6500	56,823.95	22,693.54	34,130.41	1.2	1.73	983.24	0.00
Abbvie Inc - ABBV	137.000	153.1600	20,982.92	7,886.41	13,096.51	0.4	3.68	772.68	0.00
Alphabet Inc Cl A - GOOGL	23.000	2,179.2600	50,122.98	16,686.50	33,436.48	1.0	0.00	0.00	0.00
Alphabet Inc Cl C - GOOG	12.000	2,187.4500	26,249.40	3,986.09	22,263.31	0.5	0.00	0.00	0.00
Amazon Com Inc - AMZN	580.000	106.2100	61,601.80	19,042.56	42,559.24	1.3	0.00	0.00	0.00
American Express Co - AXP	102.000	138.6200	14,139.24	4,834.25	9,304.99	0.3	1.50	212.16	53.04
Amgen Inc - AMGN	47.000	243.3000	11,435.10	7,453.73	3,981.37	0.2	3.19	364.72	0.00



CENTRAL WA UNIV ENDOWMENT
ACCOUNT NUMBER: XXXXXXXX9000

Page 6 of 85
July 1, 2021 to June 30, 2022

PORTFOLIO DETAIL (continued)

Security Description	Quantity	Market Price	Market Value	Cost Basis	Unrealized Gain/Loss	Percent of Total Portfolio	Estimated Current Yield	Estimated Annual Income	Accrued Income
Apple Inc - AAPL	1,152.000	136.7200	157,501.44	10,147.74	147,353.70	3.3	0.67	1,059.84	0.00
At T Inc - T	548.000	20.9600	11,486.08	10,347.72	1,138.36	0.2	5.30	608.28	0.00
Automatic Data Processing - ADP	87.000	210.0400	18,273.48	7,332.36	10,941.12	0.4	1.98	361.92	90.48
Bank Of America Corp - BAC	1,141.000	31.1300	35,519.33	12,655.90	22,863.43	0.7	2.70	958.44	0.00
Block Inc - SQ	153.000	61.4600	9,403.38	10,252.53	-849.15	0.2	0.00	0.00	0.00
Booking Holdings Inc - BKNG	22.000	1,748.9900	38,477.78	19,393.55	19,084.23	0.8	0.00	0.00	0.00
Caterpillar Inc - CAT	195.000	178.7600	34,858.20	15,945.02	18,913.18	0.7	2.68	936.00	0.00
Cisco Systems Inc - CSCO	610.000	42.6400	26,010.40	11,878.66	14,131.74	0.5	3.56	927.20	0.00
Cme Group Inc - CME	117.000	204.7000	23,949.90	10,966.41	12,983.49	0.5	1.95	468.00	0.00
Coca Cola Company - KO	214.000	62.9100	13,462.74	5,770.27	7,692.47	0.3	2.80	376.64	94.16
Costco Whsl Corp - COST	121.000	479.2800	57,992.88	19,373.67	38,619.21	1.2	0.75	435.60	0.00
Csx Corp - CSX	738.000	29.0600	21,446.28	4,710.24	16,736.04	0.4	1.38	295.20	0.00
Deere Co - DE	131.000	299.4700	39,230.57	10,219.31	29,011.26	0.8	1.51	592.12	148.03
Dodge Cox Stock Fund I - DODGX #145	426.594	214.1300	91,346.57	73,526.70	17,819.87	1.9	1.42	1,296.85	0.00
Exelon Corporation - EXC	200.000	45.3200	9,064.00	4,461.42	4,602.58	0.2	2.98	270.00	0.00



CENTRAL WA UNIV ENDOWMENT
ACCOUNT NUMBER: XXXXXXXX9000

Page 7 of 85
July 1, 2021 to June 30, 2022

PORTFOLIO DETAIL (continued)

Security Description	Quantity	Market Price	Market Value	Cost Basis	Unrealized Gain/Loss	Percent of Total Portfolio	Estimated Current Yield	Estimated Annual Income	Accrued Income
General Dynamics Corp - GD	125.000	221.2500	27,656.25	16,888.85	10,767.40	0.6	2.28	630.00	157.50
Home Depot Inc - HD	146.000	274.2700	40,043.42	2,917.18	37,126.24	0.8	2.77	1,109.60	0.00
Illinois Tool Works Inc - ITW	99.000	182.2500	18,042.75	7,736.85	10,305.90	0.4	2.68	483.12	120.78
Intuit Inc - INTU	179.000	385.4400	68,993.76	17,308.57	51,685.19	1.4	0.71	486.88	0.00
Invesco Qqq Trust - QQQ Etf	150.000	280.2800	42,042.00	43,462.92	-1,420.92	0.9	0.67	279.90	79.11
J P Morgan Chase Co Com - JPM	397.000	112.6100	44,706.17	16,449.27	28,256.90	0.9	3.55	1,588.00	0.00
Johnson Johnson - JNJ	247.000	177.5100	43,844.97	24,803.03	19,041.94	0.9	2.55	1,116.44	0.00
Mastercard Inc - MA	230.000	315.4800	72,560.40	7,005.71	65,554.69	1.5	0.62	450.80	0.00
McDonalds Corp - MCD	76.000	246.8800	18,762.88	2,472.28	16,290.60	0.4	2.24	419.52	0.00
Meta Platforms Inc - META	139.000	161.2500	22,413.75	14,497.70	7,916.05	0.5	0.00	0.00	0.00
Microsoft Corp - MSFT	654.000	256.8300	167,966.82	31,529.04	136,437.78	3.5	0.97	1,621.92	0.00
P N C Financial Services Group Inc - PNC	142.000	157.7700	22,403.34	13,211.31	9,192.03	0.5	3.80	852.00	0.00
Pfizer Inc - PFE	351.000	52.4300	18,402.93	6,262.91	12,140.02	0.4	3.05	561.60	0.00
Procter & Gamble Co - PG	78.000	143.7900	11,215.62	4,523.22	6,692.40	0.2	2.54	284.93	0.00
Qualcomm Inc Com - QCOM	320.000	127.7400	40,876.80	16,831.11	24,045.69	0.9	2.35	960.00	0.00



CENTRAL WA UNIV ENDOWMENT
ACCOUNT NUMBER: XXXXXXXX9000

Page 8 of 85
July 1, 2021 to June 30, 2022

PORTFOLIO DETAIL (continued)

Security Description	Quantity	Market Price	Market Value	Cost Basis	Unrealized Gain/Loss	Percent of Total Portfolio	Estimated Current Yield	Estimated Annual Income	Accrued Income
Raytheon Technologies Corp Com - RTX	406.000	96.1100	39,020.66	19,458.16	19,562.50	0.8	2.29	893.20	0.00
Roper Technologies Inc Com - ROP	76.000	394.6500	29,993.40	14,056.20	15,937.20	0.6	0.63	188.48	0.00
Schwab Charles Corp - SCHW	400.000	63.1800	25,272.00	13,054.64	12,217.36	0.5	1.27	320.00	0.00
Spdr S P 500 - SPY Etf	200.000	377.2500	75,450.00	32,991.37	42,458.63	1.6	1.59	1,201.40	315.37
Union Pacific Corp Com - UNP	364.000	213.2800	77,633.92	28,082.60	49,551.32	1.6	2.44	1,892.80	0.00
Unitedhealth Group Inc Com - UNH	191.000	513.6300	98,103.33	7,007.77	91,095.56	2.0	1.28	1,260.60	0.00
Verizon Communications Inc Com - VZ	163.000	50.7500	8,272.25	7,340.55	931.70	0.2	5.04	417.28	0.00
Walmart Inc Com - WMT	401.000	121.5800	48,753.58	24,279.83	24,473.75	1.0	1.84	898.24	0.00
3M Co - MMM	71.000	129.4100	9,188.11	4,036.74	5,151.37	0.2	4.61	423.16	0.00
Total Large Cap U.S. Equity			\$1,900,997.53	\$685,772.39	\$1,215,225.14	39.6%		\$29,258.76	\$1,058.47

Mid Cap U.S. Equity

Albemarle Corp - ALB	115.000	208.9800	24,032.70	23,228.03	804.67	0.5	0.76	181.70	45.43
Dollar Tree Inc - DLTR	174.000	155.8500	27,117.90	6,618.66	20,499.24	0.6	0.00	0.00	0.00
Dover Corp - DOV	96.000	121.3200	11,646.72	4,445.31	7,201.41	0.2	1.65	192.00	0.00
Fifth Third Bancorp - FITB	845.000	33.6000	28,392.00	16,741.48	11,650.52	0.6	3.57	1,014.00	253.50
Jack Henry Associates Inc - JKHY	160.000	180.0200	28,803.20	12,372.80	16,430.40	0.6	1.09	313.60	0.00



CENTRAL WA UNIV ENDOWMENT
ACCOUNT NUMBER: XXXXXXXX9000

Page 9 of 85
July 1, 2021 to June 30, 2022

PORTFOLIO DETAIL (continued)

Security Description	Quantity	Market Price	Market Value	Cost Basis	Unrealized Gain/Loss	Percent of Total Portfolio	Estimated Current Yield	Estimated Annual Income	Accrued Income
T Rowe Price Mid Cap Value Fund - TRMCX #115	5,337.646	30.2500	161,463.79	147,373.19	14,090.60	3.4	1.12	1,814.80	0.00
Total Mid Cap U.S. Equity			\$281,456.31	\$210,779.47	\$70,676.84	5.9%		\$3,516.10	\$298.93
Small Cap U.S. Equity									
Nuveen Small Cap Select Fd Cl I - ARSTX	7,388.702	10.7800	79,650.21	77,309.26	2,340.95	1.7	0.00	0.00	0.00
T Rowe Price Sm Cap Val - PRSVX #46	2,742.002	49.6000	136,003.30	114,839.39	21,163.91	2.8	0.42	575.82	0.00
Travel Plus Leisure Co Com - TNL	249.000	38.8200	9,666.18	8,233.05	1,433.13	0.2	4.12	398.40	0.00
Total Small Cap U.S. Equity			\$225,319.69	\$200,381.70	\$24,937.99	4.7%		\$974.22	\$0.00
Developed Markets Equity									
Accenture Plc Ireland Shs Class A - ACN	69.000	277.6500	19,157.85	7,342.98	11,814.87	0.4	1.40	267.72	0.00
Allegion Plc - ALLE	49.000	97.9000	4,797.10	948.90	3,848.20	0.1	1.67	80.36	0.00
Aptiv Plc Shs - APTV	185.000	89.0700	16,477.95	12,810.95	3,667.00	0.3	0.00	0.00	0.00
Canadian Natural Resources Ltd - CNQ	365.000	53.6800	19,593.20	6,565.62	13,027.58	0.4	4.35	853.01	213.29
Chubb Limited Com - CB	165.000	196.5800	32,435.70	8,657.29	23,778.41	0.7	1.69	547.80	136.95
Eaton Corp Plc Shs - ETN	159.000	125.9900	20,032.41	8,592.12	11,440.29	0.4	2.57	515.16	0.00
Enbridge Inc - ENB	304.000	42.2600	12,847.04	7,203.62	5,643.42	0.3	6.44	826.88	0.00

CENTRAL WA UNIV ENDOWMENT
ACCOUNT NUMBER: XXXXXXXX9000Page 10 of 85
July 1, 2021 to June 30, 2022**PORTFOLIO DETAIL (continued)**

Security Description	Quantity	Market Price	Market Value	Cost Basis	Unrealized Gain/Loss	Percent of Total Portfolio	Estimated Current Yield	Estimated Annual Income	Accrued Income
Fidelity Invt Trad Intl Disci - FIADX #1402	4,890.650	38.7100	189,317.06	158,548.27	30,768.79	3.9	4.05	7,673.43	0.00
Harding Loevner International Equity - HLMIX Port Instl #4951	12,697.446	22.8000	289,501.77	204,581.94	84,919.83	6.0	1.86	5,396.41	0.00
Ishares Msci Eafe - EFA Etf	593.000	62.4900	37,056.57	30,924.95	6,131.62	0.8	4.82	1,786.71	0.00
Linde Plc Shs - LIN	49.000	287.5300	14,088.97	8,009.30	6,079.67	0.3	1.63	229.32	0.00
Magna Intl Inc Cl A - MGA	450.000	54.9000	24,705.00	30,136.41	-5,431.41	0.5	3.28	810.00	0.00
T Rowe Price Intl Val Eqty Fd Intl - TRIGX #127	3,318.303	13.5600	44,996.19	40,951.77	4,044.42	0.9	2.73	1,227.77	0.00
Tc Energy Corp - TRP	901.000	51.8100	46,680.81	28,815.31	17,865.50	1.0	5.41	2,526.40	631.67
Total Developed Markets Equity			\$771,687.62	\$554,089.43	\$217,598.19	16.1%		\$22,740.97	\$981.91
Emerging Markets Equity									
Causeway Emerging Markets Instl - CEMIX #1273	7,760.304	9.6100	74,576.52	73,257.27	1,319.25	1.6	4.12	3,073.08	0.00
Ishares Msci Emerging Markets - EEM Etf	382.000	40.1000	15,318.20	15,390.78	-72.58	0.3	2.73	418.29	0.00
Total Emerging Markets Equity			\$89,894.72	\$88,648.05	\$1,246.67	1.9%		\$3,491.37	\$0.00



CENTRAL WA UNIV ENDOWMENT
ACCOUNT NUMBER: XXXXXXXX9000

Page 11 of 85
July 1, 2021 to June 30, 2022

PORTFOLIO DETAIL (continued)

Security Description	Quantity	Market Price	Market Value	Cost Basis	Unrealized Gain/Loss	Percent of Total Portfolio	Estimated Current Yield	Estimated Annual Income	Accrued Income
Other Equity									
Technology Select Sector Spdr Fund - XLK Etf	700.000	127.1200	88,984.00	33,295.43	55,688.57	1.9	0.94	838.60	0.00
Total Other Equity			\$88,984.00	\$33,295.43	\$55,688.57	1.9%		\$838.60	\$0.00
Total Equity			\$3,358,339.87	\$1,772,966.47	\$1,585,373.40	69.9%		\$60,820.02	\$2,339.31
Fixed Income Taxable									
Taxable U.S. Investment Grade									
John Deere Capital Corp - 24422ERT8 2.800 01/27/2023 Standard & Poors Rating: A Moody's Rating: A2	100,000.000	100.2730	100,273.00	99,574.00	699.00	2.1	2.79	2,800.00	1,197.78
Simon Property Group LP - 828807DG9 2.000 09/13/2024 Standard & Poors Rating: A- Moody's Rating: A3	200,000.000	95.6230	191,246.00	199,968.00	-8,722.00	4.0	2.09	4,000.00	1,200.00
Air Products Chemicals - 009158BB1 1.500 10/15/2025 Standard & Poors Rating: A Moody's Rating: A2	100,000.000	94.1250	94,125.00	104,022.00	-9,897.00	2.0	1.59	1,500.00	316.67
Bank Of Ny Mellon Corp - 06406FAC7 Medium Term Note 2.800 05/04/2026 Standard & Poors Rating: A Moody's Rating: A1	100,000.000	96.3110	96,311.00	103,614.00	-7,303.00	2.0	2.91	2,800.00	443.33
Doubleline Total Ret Bd I - DBLTX Standard & Poors Rating: N/A	5,399.821	9.3500	50,488.33	53,918.55	-3,430.22	1.1	3.41	1,722.54	0.00

CENTRAL WA UNIV ENDOWMENT
ACCOUNT NUMBER: XXXXXXXX9000Page 12 of 85
July 1, 2021 to June 30, 2022**PORTFOLIO DETAIL (continued)**

Security Description	Quantity	Market Price	Market Value	Cost Basis	Unrealized Gain/Loss	Percent of Total Portfolio	Estimated Current Yield	Estimated Annual Income	Accrued Income
Ishares 1 3 Year Treasury Bond Etf - SHY Etf Standard & Poors Rating: N/A	300.000	82.7900	24,837.00	24,945.00	-108.00	0.5	0.35	87.00	0.00
Nuveen Preferred Secs & Inc Fd CI I - NPSRX #1969 Standard & Poors Rating: N/A	3,194.252	15.2800	48,808.17	52,771.38	-3,963.21	1.0	5.73	2,798.16	210.05
Total Taxable U.S. Investment Grade			\$606,088.50	\$638,812.93	-\$32,724.43	12.6%		\$15,707.70	\$3,367.83
Taxable High Yield									
Artisan High Income Fund - APHFX Fund# 2468 Standard & Poors Rating: N/A	11,258.656	8.6500	97,387.37	103,467.05	-6,079.68	2.0	6.18	6,023.38	360.14
Nuveen Strategic Income I - FCBYX Standard & Poors Rating: N/A	17,955.782	9.6600	173,452.85	191,318.34	-17,865.49	3.6	3.83	6,643.64	628.45
Total Taxable High Yield			\$270,840.22	\$294,785.39	-\$23,945.17	5.6%		\$12,667.02	\$988.59
Taxable Inflation Protected Securities									
Tiaa Cref Inflation Lnkd Bd Fd Adv - TIIHX #3481 Standard & Poors Rating: N/A	6,287.090	11.1700	70,226.80	64,951.62	5,275.18	1.5	7.38	5,180.56	0.00
Total Taxable Inflation Protected Securities			\$70,226.80	\$64,951.62	\$5,275.18	1.5%		\$5,180.56	\$0.00



CENTRAL WA UNIV ENDOWMENT
ACCOUNT NUMBER: XXXXXXXX9000

Page 13 of 85
July 1, 2021 to June 30, 2022

PORTFOLIO DETAIL (continued)

Security Description	Quantity	Market Price	Market Value	Cost Basis	Unrealized Gain/Loss	Percent of Total Portfolio	Estimated Current Yield	Estimated Annual Income	Accrued Income
Taxable Reinsurance									
Pioneer ILS Interval Fund - XILSX Continuously Offered #4310 Standard & Poors Rating: N/A	13,298.978	8.3800	111,445.44	114,669.74	-3,224.30	2.3	2.00	2,234.23	0.00
Total Taxable Reinsurance			\$111,445.44	\$114,669.74	-\$3,224.30	2.3%		\$2,234.23	\$0.00
Taxable Hedged Debt									
Loomis Sayles Strategic Alpha N - LASNX Standard & Poors Rating: N/A	10,766.602	9.2100	99,160.40	103,467.05	-4,306.65	2.1	3.10	3,079.25	0.00
Total Taxable Hedged Debt			\$99,160.40	\$103,467.05	-\$4,306.65	2.1%		\$3,079.25	\$0.00
Total Fixed Income Taxable			\$1,157,761.36	\$1,216,686.73	-\$58,925.37	24.1%		\$38,868.76	\$4,356.42
Real Assets									
U.S. Listed Real Estate									
American Tower Corp - AMT	194.000	255.5900	49,584.46	7,408.86	42,175.60	1.0	2.16	1,072.82	277.42
Nuveen Real Estate Secs I - FARCX	6,684.140	18.1700	121,450.82	141,795.50	-20,344.68	2.5	2.35	2,854.13	665.74
Total U.S. Listed Real Estate			\$171,035.28	\$149,204.36	\$21,830.92	3.6%		\$3,926.95	\$943.16



CENTRAL WA UNIV ENDOWMENT
ACCOUNT NUMBER: XXXXXXXX9000

Page 14 of 85
July 1, 2021 to June 30, 2022

PORTFOLIO DETAIL (continued)

Security Description	Quantity	Market Price	Market Value	Cost Basis	Unrealized Gain/Loss	Percent of Total Portfolio	Estimated Current Yield	Estimated Annual Income	Accrued Income
Foreign Listed Real Estate									
Vanguard Global Ex U S Real Estate - VNQI Index Fund Share Etf	490.000	44.2700	21,692.30	25,599.72	-3,907.42	0.5	6.54	1,418.55	0.00
Total Foreign Listed Real Estate			\$21,692.30	\$25,599.72	-\$3,907.42	0.5%		\$1,418.55	\$0.00
Total Real Assets			\$192,727.58	\$174,804.08	\$17,923.50	4.0%		\$5,345.50	\$943.16
Total Assets			\$4,796,069.50	\$3,251,697.97	\$1,544,371.53	99.8%		\$106,120.82	\$7,698.60
Accrued Income			\$7,698.60	\$7,698.60		0.2%			
Grand Total			\$4,803,768.10	\$3,259,396.57		100.0%			

Estimated Current Yield

2.21

PORTFOLIO DETAIL MESSAGES

Time of trade execution and trading party (if not disclosed) will be provided upon request.

Publicly traded assets are valued in accordance with market quotations or valuation methodologies from financial industry services believed by us to be reliable. Assets that are not publicly traded may be reflected at values from other external sources. Assets for which a current value is not available may be reflected at a previous value or as not valued, at par value, or at a nominal value. Values shown do not necessarily reflect prices at which assets could be bought or sold. Values are updated based on internal policy and may be updated less frequently than statement generation. For additional information, please contact your U.S. Bank representative.

Washington state law requires us to inform you that you may petition the superior court pursuant to chapter 11.106 RCW to obtain review of the statement and of acts of the trustee disclosed in the statement, if you believe it is necessary to do so.

You should also be aware that claims against the trustee for breach of trust may not be made after the expiration of three years from the date you receive an accounting or other report which discloses facts giving rise to a breach of trust claim.



CENTRAL WA UNIV ENDOWMENT
ACCOUNT NUMBER: XXXXXXXX9000

Page 15 of 85
July 1, 2021 to June 30, 2022

PORTFOLIO DETAIL MESSAGES (continued)

If we engaged any agents, the agent is not related to us unless we have informed you otherwise.

Estimated Current Yield, Estimated Annual Income, and Accrued Income are estimates provided for informational purposes only and should not be relied on for making investment, trading, or tax decisions. The estimates may not represent the actual value earned by your investments and they provide no guarantee of what your investments may earn in the future.



CENTRAL WA UNIV ENDOWMENT
ACCOUNT NUMBER: XXXXXXXX9000

Page 16 of 85
July 1, 2021 to June 30, 2022

CASH TRANSACTION DETAIL

	Date Posted	Description	Income Cash	Principal Cash
Taxable Interest				
	12/29/21	Cash Receipt Interest-Bank Compensation Interest Earned On Income Payments	0.03	
	01/27/22	Cash Receipt Interest-Bank Compensation Interest Earned On Income Payments	0.11	
	04/27/22	Cash Receipt Interest-Bank Compensation Interest Earned On Income Payments	0.01	
Total			\$0.15	\$0.00
Air Products Chemicals				
1.500 10/15/2025 009158BB1				
	10/15/21	Interest Earned 0.0075 USD/\$1 Pv On 100,000 Par Value Due 10/15/21	750.00	
	04/15/22	Interest Earned 0.0075 USD/\$1 Pv On 100,000 Par Value Due 4/15/22	750.00	
Total Air Products Chemicals 1.500 10/15/2025			\$1,500.00	\$0.00
Apple Inc				
2.700 05/13/2022 037833BF6				
	11/15/21	Interest Earned 0.0135 USD/\$1 Pv On 50,000 Par Value Due 11/13/21	675.00	



CENTRAL WA UNIV ENDOWMENT
ACCOUNT NUMBER: XXXXXXXX9000

Page 17 of 85
July 1, 2021 to June 30, 2022

CASH TRANSACTION DETAIL (continued)

	Date Posted	Description	Income Cash	Principal Cash
	05/13/22	Interest Earned 0.0135 USD/\$1 Pv On 50,000 Par Value Due 5/13/22	675.00	
Total Apple Inc 2.700 05/13/2022			\$1,350.00	\$0.00
Bank Of Ny Mellon Corp Medium Term Note 2.800 05/04/2026 06406FAC7				
	01/25/22	Paid Accrued Interest On Purchase Income Debit 630.00- USD	-630.00	
	05/04/22	Interest Earned 0.014 USD/\$1 Pv On 100,000 Par Value Due 5/4/22	1,400.00	
Total Bank Of Ny Mellon Corp Medium Term Note			\$770.00	\$0.00
Fidelity Govt Portfolio CI I #57 FIGXX				
	07/01/21	Interest From 6/1/21 To 6/30/21	0.32	
	08/02/21	Interest From 7/1/21 To 7/31/21	0.10	
Total Fidelity Govt Portfolio CI I			\$0.42	\$0.00
Fidelity Govt Portfolio Inst #2642 FRGXX				
	08/02/21	Interest From 7/1/21 To 7/31/21	0.10	

CENTRAL WA UNIV ENDOWMENT
ACCOUNT NUMBER: XXXXXXXX9000Page 18 of 85
July 1, 2021 to June 30, 2022**CASH TRANSACTION DETAIL (continued)**

	Date Posted	Description	Income Cash	Principal Cash
	09/01/21	Interest From 8/1/21 To 8/31/21	0.21	
	10/01/21	Interest From 9/1/21 To 9/30/21	0.43	
	11/01/21	Interest From 10/1/21 To 10/31/21	0.29	
	12/01/21	Interest From 11/1/21 To 11/30/21	0.19	
	01/03/22	Interest From 12/1/21 To 12/31/21	0.69	
	02/01/22	Interest From 1/1/22 To 1/31/22	0.41	
	03/01/22	Interest From 2/1/22 To 2/28/22	0.14	
	04/01/22	Interest From 3/1/22 To 3/31/22	1.93	
	05/02/22	Interest From 4/1/22 To 4/30/22	3.88	
	06/01/22	Interest From 5/1/22 To 5/31/22	26.70	
Total Fidelity Govt Portfolio Inst			\$34.97	\$0.00

John Deere Capital Corp
2.800 01/27/2023
24422ERT8

07/27/21	Interest Earned 0.014 USD/\$1 Pv On 100,000 Par Value Due 7/27/21	1,400.00
----------	--	----------



CENTRAL WA UNIV ENDOWMENT
ACCOUNT NUMBER: XXXXXXXX9000

Page 19 of 85
July 1, 2021 to June 30, 2022

CASH TRANSACTION DETAIL (continued)

	Date Posted	Description	Income Cash	Principal Cash
	01/27/22	Interest Earned 0.014 USD/\$1 Pv On 100,000 Par Value Due 1/27/22	1,400.00	
Total John Deere Capital Corp 2.800 01/27/2023			\$2,800.00	\$0.00
Simon Property Group LP				
2.000 09/13/2024				
828807DG9				
	09/13/21	Interest Earned 0.01 USD/\$1 Pv On 200,000 Par Value Due 9/13/21	2,000.00	
	03/14/22	Interest Earned 0.01 USD/\$1 Pv On 200,000 Par Value Due 3/13/22	2,000.00	
Total Simon Property Group LP 2.000 09/13/2024			\$4,000.00	\$0.00
Total Taxable Interest			\$10,455.54	\$0.00

Taxable Dividends

Abbott Laboratories
ABT

	08/16/21	Dividend Earned 0.45 USD/Share On 523 Shares Due 8/16/21	235.35	
	11/15/21	Dividend Earned 0.45 USD/Share On 523 Shares Due 11/15/21	235.35	
	02/15/22	Dividend Earned 0.47 USD/Share On 523 Shares Due 2/15/22	245.81	

CENTRAL WA UNIV ENDOWMENT
ACCOUNT NUMBER: XXXXXXXX9000Page 20 of 85
July 1, 2021 to June 30, 2022**CASH TRANSACTION DETAIL (continued)**

	Date Posted	Description	Income Cash	Principal Cash
	05/16/22	Dividend Earned 0.47 USD/Share On 523 Shares Due 5/16/22	245.81	
Total Abbott Laboratories			\$962.32	\$0.00
Abbvie Inc				
ABBV				
	08/16/21	Dividend Earned 1.30 USD/Share On 137 Shares Due 8/16/21	178.10	
	11/15/21	Dividend Earned 1.30 USD/Share On 137 Shares Due 11/15/21	178.10	
	02/15/22	Dividend Earned 1.41 USD/Share On 137 Shares Due 2/15/22	193.17	
	05/16/22	Dividend Earned 1.41 USD/Share On 137 Shares Due 5/16/22	193.17	
Total Abbvie Inc			\$742.54	\$0.00
Accenture Plc Ireland Shs Class A				
ACN				
	08/13/21	Dividend Earned 0.88 USD/Share On 69 Shares Due 8/13/21 25.0000000% Foreign Taxes Withheld	60.72	
	11/15/21	Dividend Earned 0.97 USD/Share On 69 Shares Due 11/15/21 25.0000000% Foreign Taxes Withheld	66.93	
	02/15/22	Dividend Earned 0.97 USD/Share On 69 Shares Due 2/15/22	66.93	



CENTRAL WA UNIV ENDOWMENT
ACCOUNT NUMBER: XXXXXXXX9000

Page 21 of 85
July 1, 2021 to June 30, 2022

CASH TRANSACTION DETAIL (continued)

	Date Posted	Description	Income Cash	Principal Cash
	05/13/22	Dividend Earned 0.97 USD/Share On 69 Shares Due 5/13/22	66.93	
Total Accenture Plc Ireland Shs Class A			\$261.51	\$0.00
Albemarle Corp ALB				
	04/01/22	Dividend Earned 0.395 USD/Share On 115 Shares Due 4/1/22	45.43	
Allegion Plc ALLE				
	09/30/21	Dividend Earned 0.36 USD/Share On 49 Shares Due 9/30/21 25.0000000% Foreign Taxes Withheld	17.64	
	12/30/21	Dividend Earned 0.36 USD/Share On 49 Shares Due 12/30/21	17.64	
	03/31/22	Dividend Earned 0.41 USD/Share On 49 Shares Due 3/31/22	20.09	
	06/30/22	Dividend Earned 0.41 USD/Share On 49 Shares Due 6/30/22	20.09	
Total Allegion Plc			\$75.46	\$0.00
American Express Co AXP				
	08/10/21	Dividend Earned 0.43 USD/Share On 102 Shares Due 8/10/21	43.86	
	11/10/21	Dividend Earned 0.43 USD/Share On 102 Shares Due 11/10/21	43.86	

CENTRAL WA UNIV ENDOWMENT
ACCOUNT NUMBER: XXXXXXXX9000Page 22 of 85
July 1, 2021 to June 30, 2022**CASH TRANSACTION DETAIL (continued)**

	Date Posted	Description	Income Cash	Principal Cash
	02/10/22	Dividend Earned 0.43 USD/Share On 102 Shares Due 2/10/22	43.86	
	05/10/22	Dividend Earned 0.52 USD/Share On 102 Shares Due 5/10/22	53.04	
Total American Express Co			\$184.62	\$0.00
American Tower Corp AMT				
	07/09/21	Dividend Earned 1.27 USD/Share On 194 Shares Due 7/9/21	246.38	
	10/15/21	Dividend Earned 1.31 USD/Share On 194 Shares Due 10/15/21	254.14	
	01/14/22	Dividend Earned 1.39 USD/Share On 194 Shares Due 1/14/22	269.66	
	04/29/22	Dividend Earned 1.40 USD/Share On 194 Shares Due 4/29/22	271.60	
Total American Tower Corp			\$1,041.78	\$0.00
Amgen Inc AMGN				
	09/08/21	Dividend Earned 1.76 USD/Share On 47 Shares Due 9/8/21	82.72	
	12/08/21	Dividend Earned 1.76 USD/Share On 47 Shares Due 12/8/21	82.72	
	03/08/22	Dividend Earned 1.94 USD/Share On 47 Shares Due 3/8/22	91.18	



CENTRAL WA UNIV ENDOWMENT
ACCOUNT NUMBER: XXXXXXXX9000

Page 23 of 85
July 1, 2021 to June 30, 2022

CASH TRANSACTION DETAIL (continued)

	Date Posted	Description	Income Cash	Principal Cash
	06/08/22	Dividend Earned 1.94 USD/Share On 47 Shares Due 6/8/22	91.18	
Total Amgen Inc			\$347.80	\$0.00
Apple Inc AAPL				
	08/12/21	Dividend Earned 0.22 USD/Share On 1,152 Shares Due 8/12/21	253.44	
	11/12/21	Dividend Earned 0.22 USD/Share On 1,152 Shares Due 11/11/21	253.44	
	02/10/22	Dividend Earned 0.22 USD/Share On 1,152 Shares Due 2/10/22	253.44	
	05/12/22	Dividend Earned 0.23 USD/Share On 1,152 Shares Due 5/12/22	264.96	
Total Apple Inc			\$1,025.28	\$0.00
At T Inc T				
	08/02/21	Dividend Earned 0.52 USD/Share On 548 Shares Due 8/2/21	284.96	
	11/01/21	Dividend Earned 0.52 USD/Share On 548 Shares Due 11/1/21	284.96	
	02/01/22	Dividend Earned 0.52 USD/Share On 548 Shares Due 2/1/22	284.96	
	05/02/22	Dividend Earned 0.2775 USD/Share On 548 Shares Due 5/2/22	152.07	
Total At T Inc			\$1,006.95	\$0.00

CENTRAL WA UNIV ENDOWMENT
ACCOUNT NUMBER: XXXXXXXX9000Page 24 of 85
July 1, 2021 to June 30, 2022**CASH TRANSACTION DETAIL (continued)**

	Date Posted	Description	Income Cash	Principal Cash
Automatic Data Processing ADP				
	07/01/21	Dividend Earned 0.93 USD/Share On 87 Shares Due 7/1/21	80.91	
	10/01/21	Dividend Earned 0.93 USD/Share On 87 Shares Due 10/1/21	80.91	
	01/03/22	Dividend Earned 1.04 USD/Share On 87 Shares Due 1/1/22	90.48	
	04/01/22	Dividend Earned 1.04 USD/Share On 87 Shares Due 4/1/22	90.48	
Total Automatic Data Processing			\$342.78	\$0.00
Bank Of America Corp BAC				
	09/24/21	Dividend Earned 0.21 USD/Share On 1,141 Shares Due 9/24/21	239.61	
	12/31/21	Dividend Earned 0.21 USD/Share On 1,141 Shares Due 12/31/21	239.61	
	03/25/22	Dividend Earned 0.21 USD/Share On 1,141 Shares Due 3/25/22	239.61	
	06/24/22	Dividend Earned 0.21 USD/Share On 1,141 Shares Due 6/24/22	239.61	
Total Bank Of America Corp			\$958.44	\$0.00



CENTRAL WA UNIV ENDOWMENT
ACCOUNT NUMBER: XXXXXXXX9000

Page 25 of 85
July 1, 2021 to June 30, 2022

CASH TRANSACTION DETAIL (continued)

	Date Posted	Description	Income Cash	Principal Cash
Canadian Natural Resources Ltd				
CNQ				
	07/06/21	Dividend Earned 0.376177 USD/Share On 365 Shares Due 7/5/21 25.0000000% Foreign Taxes Withheld	137.30	
	10/05/21	Dividend Earned 0.373676 USD/Share On 365 Shares Due 10/5/21 25.0000000% Foreign Taxes Withheld	136.39	
	01/05/22	Dividend Earned 0.462041 USD/Share On 365 Shares Due 1/5/22 25.0000000% Foreign Taxes Withheld	168.65	
	04/06/22	Dividend Earned 0.601775 USD/Share On 365 Shares Due 4/5/22 25.0000000% Foreign Taxes Withheld	219.65	
Total Canadian Natural Resources Ltd			\$661.99	\$0.00
Caterpillar Inc				
CAT				
	08/20/21	Dividend Earned 1.11 USD/Share On 195 Shares Due 8/20/21	216.45	
	11/19/21	Dividend Earned 1.11 USD/Share On 195 Shares Due 11/19/21	216.45	
	02/18/22	Dividend Earned 1.11 USD/Share On 195 Shares Due 2/18/22	216.45	
	05/20/22	Dividend Earned 1.11 USD/Share On 195 Shares Due 5/20/22	216.45	
Total Caterpillar Inc			\$865.80	\$0.00



CENTRAL WA UNIV ENDOWMENT
ACCOUNT NUMBER: XXXXXXXX9000

Page 26 of 85
July 1, 2021 to June 30, 2022

CASH TRANSACTION DETAIL (continued)

	Date Posted	Description	Income Cash	Principal Cash
Causeway Emerging Markets Instl #1273 CEMIX				
	12/22/21	Dividend Earned 0.395578 USD/Share On 7,760.304 Shares Due 12/22/21 Div & Lt Cap Gain Payable 12/22/21	3,069.81	
Chevron Corporation CVX				
	09/10/21	Dividend Earned 1.34 USD/Share On 118 Shares Due 9/10/21	158.12	
Chubb Limited Com CB				
	07/09/21	Dividend Earned 0.80 USD/Share On 165 Shares Due 7/9/21	132.00	
	10/08/21	Dividend Earned 0.80 USD/Share On 165 Shares Due 10/8/21	132.00	
	01/07/22	Dividend Earned 0.80 USD/Share On 165 Shares Due 1/7/22	132.00	
	04/08/22	Dividend Earned 0.80 USD/Share On 165 Shares Due 4/8/22	132.00	
Total Chubb Limited Com			\$528.00	\$0.00
Cisco Systems Inc CSCO				
	07/28/21	Dividend Earned 0.37 USD/Share On 610 Shares Due 7/28/21	225.70	
	10/27/21	Dividend Earned 0.37 USD/Share On 610 Shares Due 10/27/21	225.70	



CENTRAL WA UNIV ENDOWMENT
ACCOUNT NUMBER: XXXXXXXX9000

Page 27 of 85
July 1, 2021 to June 30, 2022

CASH TRANSACTION DETAIL (continued)

	Date Posted	Description	Income Cash	Principal Cash
	01/26/22	Dividend Earned 0.37 USD/Share On 610 Shares Due 1/26/22	225.70	
	04/27/22	Dividend Earned 0.38 USD/Share On 610 Shares Due 4/27/22	231.80	
Total Cisco Systems Inc			\$908.90	\$0.00
Cme Group Inc				
CME				
	09/27/21	Dividend Earned 0.90 USD/Share On 117 Shares Due 9/27/21	105.30	
	12/28/21	Dividend Earned 0.90 USD/Share On 117 Shares Due 12/28/21	105.30	
	01/14/22	Dividend Earned 3.25 USD/Share On 117 Shares Due 1/14/22	380.25	
	03/25/22	Dividend Earned 1.00 USD/Share On 117 Shares Due 3/25/22	117.00	
	06/27/22	Dividend Earned 1.00 USD/Share On 117 Shares Due 6/27/22	117.00	
Total Cme Group Inc			\$824.85	\$0.00
Coca Cola Company				
KO				
	07/01/21	Dividend Earned 0.42 USD/Share On 214 Shares Due 7/1/21	89.88	
	10/01/21	Dividend Earned 0.42 USD/Share On 214 Shares Due 10/1/21	89.88	
	12/15/21	Dividend Earned 0.42 USD/Share On 214 Shares Due 12/15/21	89.88	

CENTRAL WA UNIV ENDOWMENT
ACCOUNT NUMBER: XXXXXXXX9000Page 28 of 85
July 1, 2021 to June 30, 2022**CASH TRANSACTION DETAIL (continued)**

	Date Posted	Description	Income Cash	Principal Cash
	04/01/22	Dividend Earned 0.44 USD/Share On 214 Shares Due 4/1/22	94.16	
Total Coca Cola Company			\$363.80	\$0.00
Constellation Energy Corp CEG				
	03/10/22	Dividend Earned 0.141 USD/Share On 66 Shares Due 3/10/22	9.31	
	06/10/22	Dividend Earned 0.141 USD/Share On 66 Shares Due 6/10/22	9.31	
Total Constellation Energy Corp			\$18.62	\$0.00
Costco Whsl Corp COST				
	08/13/21	Dividend Earned 0.79 USD/Share On 121 Shares Due 8/13/21	95.59	
	11/12/21	Dividend Earned 0.79 USD/Share On 121 Shares Due 11/12/21	95.59	
	02/18/22	Dividend Earned 0.79 USD/Share On 121 Shares Due 2/18/22	95.59	
	05/13/22	Dividend Earned 0.90 USD/Share On 121 Shares Due 5/13/22	108.90	
Total Costco Whsl Corp			\$395.67	\$0.00



CENTRAL WA UNIV ENDOWMENT
ACCOUNT NUMBER: XXXXXXXXX9000

Page 29 of 85
July 1, 2021 to June 30, 2022

CASH TRANSACTION DETAIL (continued)

	Date Posted	Description	Income Cash	Principal Cash
Csx Corp				
CSX				
	09/16/21	Dividend Earned 0.093333 USD/Share On 738 Shares Due 9/15/21 Adjustment Of Rate	68.88	
	12/15/21	Dividend Earned 0.093333 USD/Share On 738 Shares Due 12/15/21	68.88	
	03/15/22	Dividend Earned 0.10 USD/Share On 738 Shares Due 3/15/22	73.80	
	06/15/22	Dividend Earned 0.10 USD/Share On 738 Shares Due 6/15/22	73.80	
Total Csx Corp			\$285.36	\$0.00
Deere Co				
DE				
	08/09/21	Dividend Earned 0.90 USD/Share On 131 Shares Due 8/9/21	117.90	
	11/08/21	Dividend Earned 1.05 USD/Share On 131 Shares Due 11/8/21	137.55	
	02/08/22	Dividend Earned 1.05 USD/Share On 131 Shares Due 2/8/22	137.55	
	05/09/22	Dividend Earned 1.05 USD/Share On 131 Shares Due 5/9/22	137.55	
Total Deere Co			\$530.55	\$0.00



CENTRAL WA UNIV ENDOWMENT
ACCOUNT NUMBER: XXXXXXXX9000

Page 30 of 85
July 1, 2021 to June 30, 2022

CASH TRANSACTION DETAIL (continued)

	Date Posted	Description	Income Cash	Principal Cash
Dodge Cox Stock Fund I				
#145				
DODGX				
	09/28/21	Dividend Earned 0.45 USD/Share On 426.594 Shares Due 9/28/21 Dividend Payable 09/28/21	191.97	
	12/21/21	Dividend Earned 0.87 USD/Share On 426.594 Shares Due 12/21/21 Div&st/Lt Cap Gain Payable 12/21/21	371.14	
	03/29/22	Dividend Earned 0.78 USD/Share On 426.594 Shares Due 3/29/22 Div&st/Lt Cap Gain Payable 03/29/22	332.74	
	06/28/22	Dividend Earned 0.94 USD/Share On 426.594 Shares Due 6/28/22 Dividend Payable 06/28/22	401.00	
Total Dodge Cox Stock Fund I			\$1,296.85	\$0.00
Doubleline Total Ret Bd I				
DBLTX				
	07/01/21	Dividend Earned 0.027866 USD/Share On 2,706.24 Shares Due 6/30/21 Dividend Payable 06/30/21	75.41	
	08/02/21	Dividend Earned 0.027173 USD/Share On 2,706.24 Shares Due 7/30/21 Dividend Payable 07/30/21	73.54	
	09/01/21	Dividend Earned 0.025628 USD/Share On 2,706.24 Shares Due 8/31/21 Dividend Payable 8/31/21	69.36	
	10/01/21	Dividend Earned 0.02621 USD/Share On 2,706.24 Shares Due 9/30/21 Dividend Payable 9/30/21	70.93	



CENTRAL WA UNIV ENDOWMENT
ACCOUNT NUMBER: XXXXXXXX9000

Page 31 of 85
July 1, 2021 to June 30, 2022

CASH TRANSACTION DETAIL (continued)

	Date Posted	Description	Income Cash	Principal Cash
	11/01/21	Dividend Earned 0.025979 USD/Share On 2,706.24 Shares Due 10/29/21 Dividend Payable 10/29/21	70.30	
	12/01/21	Dividend Earned 0.02665 USD/Share On 2,706.24 Shares Due 11/30/21 Dividend Payable 11/30/21	72.12	
	12/31/21	Dividend Earned 0.028558 USD/Share On 2,706.24 Shares Due 12/30/21 Dividend Payable 12/30/21	77.28	
	02/01/22	Dividend Earned 0.025218 USD/Share On 2,706.24 Shares Due 1/31/22 Dividend Payable 01/31/22	68.25	
	03/01/22	Dividend Earned 0.025286 USD/Share On 2,706.24 Shares Due 2/28/22 Dividend Payable 02/28/22	68.43	
	04/01/22	Dividend Earned 0.029076 USD/Share On 2,706.24 Shares Due 3/31/22 Dividend Payable 03/31/22	78.69	
	05/02/22	Dividend Earned 0.02498 USD/Share On 2,706.24 Shares Due 4/29/22 Dividend Payable 04/29/22	67.60	
	06/01/22	Dividend Earned 0.026282 USD/Share On 2,706.24 Shares Due 5/31/22 Dividend Payable 05/31/22	71.13	
Total Doubleline Total Ret Bd I			\$863.04	\$0.00

Dover Corp
DOV

	09/15/21	Dividend Earned 0.50 USD/Share On 96 Shares Due 9/15/21	48.00	
--	----------	--	-------	--

CENTRAL WA UNIV ENDOWMENT
ACCOUNT NUMBER: XXXXXXXX9000Page 32 of 85
July 1, 2021 to June 30, 2022**CASH TRANSACTION DETAIL (continued)**

	Date Posted	Description	Income Cash	Principal Cash
	12/14/21	Dividend Earned 0.50 USD/Share On 96 Shares Due 12/14/21	48.00	
	03/15/22	Dividend Earned 0.50 USD/Share On 96 Shares Due 3/15/22	48.00	
	06/15/22	Dividend Earned 0.50 USD/Share On 96 Shares Due 6/15/22	48.00	
Total Dover Corp			\$192.00	\$0.00
Eaton Corp Plc Shs ETN				
	08/27/21	Dividend Earned 0.76 USD/Share On 159 Shares Due 8/27/21 25.0000000% Foreign Taxes Withheld	120.84	
	11/30/21	Dividend Earned 0.76 USD/Share On 159 Shares Due 11/30/21 25.0000000% Foreign Taxes Withheld	120.84	
	03/31/22	Dividend Earned 0.81 USD/Share On 159 Shares Due 3/31/22	128.79	
	05/27/22	Dividend Earned 0.81 USD/Share On 159 Shares Due 5/27/22	128.79	
Total Eaton Corp Plc Shs			\$499.26	\$0.00
Enbridge Inc ENB				
	09/01/21	Dividend Earned 0.662168 USD/Share On 304 Shares Due 9/1/21 25.0000000% Foreign Taxes Withheld	201.30	



CENTRAL WA UNIV ENDOWMENT
ACCOUNT NUMBER: XXXXXXXX9000

Page 33 of 85
July 1, 2021 to June 30, 2022

CASH TRANSACTION DETAIL (continued)

	Date Posted	Description	Income Cash	Principal Cash
	12/01/21	Dividend Earned 0.650971 USD/Share On 304 Shares Due 12/1/21 25.0000000% Foreign Taxes Withheld	197.90	
	03/01/22	Dividend Earned 0.675993 USD/Share On 304 Shares Due 3/1/22 25.0000000% Foreign Taxes Withheld	205.50	
	06/01/22	Dividend Earned 0.680002 USD/Share On 304 Shares Due 6/1/22 25.0000000% Foreign Taxes Withheld	206.72	
Total Enbridge Inc			\$811.42	\$0.00
Exelon Corporation EXC				
	09/10/21	Dividend Earned 0.3825 USD/Share On 200 Shares Due 9/10/21	76.50	
	12/10/21	Dividend Earned 0.3825 USD/Share On 200 Shares Due 12/10/21	76.50	
	03/10/22	Dividend Earned 0.3375 USD/Share On 200 Shares Due 3/10/22	67.50	
	06/10/22	Dividend Earned 0.3375 USD/Share On 200 Shares Due 6/10/22	67.50	
Total Exelon Corporation			\$288.00	\$0.00
Fidelity Invt Trad Intl Disci #1402 FIADX				
	12/06/21	Dividend Earned 1.418 USD/Share On 4,890.65 Shares Due 12/6/21 Div, Ltcg, Stcg Payable 12/6/21	6,934.94	

CENTRAL WA UNIV ENDOWMENT
ACCOUNT NUMBER: XXXXXXXX9000Page 34 of 85
July 1, 2021 to June 30, 2022**CASH TRANSACTION DETAIL (continued)**

	Date Posted	Description	Income Cash	Principal Cash
	12/29/21	Dividend Earned 0.151 USD/Share On 4,890.65 Shares Due 12/29/21 Dividend Payable 12/29/21	738.49	
Total Fidelity Invt Trad Intl Disci			\$7,673.43	\$0.00
Fifth Third Bancorp FITB				
	07/15/21	Dividend Earned 0.27 USD/Share On 845 Shares Due 7/15/21	228.15	
	10/15/21	Dividend Earned 0.30 USD/Share On 845 Shares Due 10/15/21	253.50	
	01/18/22	Dividend Earned 0.30 USD/Share On 845 Shares Due 1/18/22	253.50	
	04/18/22	Dividend Earned 0.30 USD/Share On 845 Shares Due 4/18/22	253.50	
Total Fifth Third Bancorp			\$988.65	\$0.00
General Dynamics Corp GD				
	08/06/21	Dividend Earned 1.19 USD/Share On 125 Shares Due 8/6/21	148.75	
	11/12/21	Dividend Earned 1.19 USD/Share On 125 Shares Due 11/12/21	148.75	
	02/04/22	Dividend Earned 1.19 USD/Share On 125 Shares Due 2/4/22	148.75	



CENTRAL WA UNIV ENDOWMENT
ACCOUNT NUMBER: XXXXXXXX9000

Page 35 of 85
July 1, 2021 to June 30, 2022

CASH TRANSACTION DETAIL (continued)

	Date Posted	Description	Income Cash	Principal Cash
	05/06/22	Dividend Earned 1.26 USD/Share On 125 Shares Due 5/6/22	157.50	
Total General Dynamics Corp			\$603.75	\$0.00
Harding Loevner Frontier Emerging Markets Port Instl HLFMX				
	12/15/21	Dividend Earned 0.071457 USD/Share On 13,162.16 Shares Due 12/14/21 Dividend Payable 12/14/21	940.53	
Harding Loevner International Equity Port Instl #4951 HLMIX				
	12/15/21	Dividend Earned 0.424819 USD/Share On 12,697.446 Shares Due 12/14/21 Div & Lt Cap Gain Payable 12/14/21	5,394.11	
Home Depot Inc HD				
	09/16/21	Dividend Earned 1.65 USD/Share On 146 Shares Due 9/16/21	240.90	
	12/16/21	Dividend Earned 1.65 USD/Share On 146 Shares Due 12/16/21	240.90	
	03/24/22	Dividend Earned 1.90 USD/Share On 146 Shares Due 3/24/22	277.40	
	06/16/22	Dividend Earned 1.90 USD/Share On 146 Shares Due 6/16/22	277.40	
Total Home Depot Inc			\$1,036.60	\$0.00

CENTRAL WA UNIV ENDOWMENT
ACCOUNT NUMBER: XXXXXXXX9000Page 36 of 85
July 1, 2021 to June 30, 2022**CASH TRANSACTION DETAIL (continued)**

	Date Posted	Description	Income Cash	Principal Cash
Illinois Tool Works Inc				
ITW				
	07/15/21	Dividend Earned 1.14 USD/Share On 99 Shares Due 7/15/21	112.86	
	10/14/21	Dividend Earned 1.22 USD/Share On 99 Shares Due 10/14/21	120.78	
	01/14/22	Dividend Earned 1.22 USD/Share On 99 Shares Due 1/14/22	120.78	
	04/14/22	Dividend Earned 1.22 USD/Share On 99 Shares Due 4/14/22	120.78	
Total Illinois Tool Works Inc			\$475.20	\$0.00
Intuit Inc				
INTU				
	07/19/21	Dividend Earned 0.59 USD/Share On 179 Shares Due 7/19/21	105.61	
	10/18/21	Dividend Earned 0.68 USD/Share On 179 Shares Due 10/18/21	121.72	
	01/18/22	Dividend Earned 0.68 USD/Share On 179 Shares Due 1/18/22	121.72	
	04/18/22	Dividend Earned 0.68 USD/Share On 179 Shares Due 4/18/22	121.72	
Total Intuit Inc			\$470.77	\$0.00



CENTRAL WA UNIV ENDOWMENT
ACCOUNT NUMBER: XXXXXXXX9000

Page 37 of 85
July 1, 2021 to June 30, 2022

CASH TRANSACTION DETAIL (continued)

	Date Posted	Description	Income Cash	Principal Cash
Invesco Qqq Trust				
Etf				
QQQ				
	07/30/21	Dividend Earned 0.39679 USD/Share On 150 Shares Due 7/30/21	59.52	
	10/29/21	Dividend Earned 0.41391 USD/Share On 150 Shares Due 10/29/21	62.09	
	12/31/21	Dividend Earned 0.49141 USD/Share On 150 Shares Due 12/31/21	73.71	
	04/29/22	Dividend Earned 0.43369 USD/Share On 150 Shares Due 4/29/22	65.05	
Total Invesco Qqq Trust Etf			\$260.37	\$0.00
Ishares Iboxx Invst Grade Crp Bond				
Etf				
LQD				
	07/08/21	Dividend Earned 0.252974 USD/Share On 370 Shares Due 7/8/21	93.60	
	08/06/21	Dividend Earned 0.243144 USD/Share On 370 Shares Due 8/6/21	89.96	
	09/08/21	Dividend Earned 0.234069 USD/Share On 370 Shares Due 9/8/21	86.61	
	10/07/21	Dividend Earned 0.255444 USD/Share On 370 Shares Due 10/7/21	94.51	
	11/05/21	Dividend Earned 0.262339 USD/Share On 370 Shares Due 11/5/21	97.07	
	12/07/21	Dividend Earned 0.238964 USD/Share On 370 Shares Due 12/7/21	88.42	

CENTRAL WA UNIV ENDOWMENT
ACCOUNT NUMBER: XXXXXXXX9000Page 38 of 85
July 1, 2021 to June 30, 2022**CASH TRANSACTION DETAIL (continued)**

	Date Posted	Description	Income Cash	Principal Cash
	12/22/21	Dividend Earned 0.256407 USD/Share On 370 Shares Due 12/22/21	94.87	
Total Ishares Iboxx Invst Grade Crp Bond Etf			\$645.04	\$0.00
Ishares Msci Eafe Etf EFA				
	12/17/21	Dividend Earned 1.352231 USD/Share On 593 Shares Due 12/17/21	801.87	
	01/05/22	Dividend Earned 0.163147 USD/Share On 593 Shares Due 1/5/22	96.75	
	06/15/22	Dividend Earned 1.497565 USD/Share On 593 Shares Due 6/15/22	888.06	
Total Ishares Msci Eafe Etf			\$1,786.68	\$0.00
Ishares Msci Emerging Markets Etf EEM				
	12/17/21	Dividend Earned 0.706827 USD/Share On 382 Shares Due 12/17/21	270.01	
	01/05/22	Dividend Earned 0.026007 USD/Share On 382 Shares Due 1/5/22	9.93	
	06/15/22	Dividend Earned 0.361869 USD/Share On 382 Shares Due 6/15/22	138.23	
Total Ishares Msci Emerging Markets Etf			\$418.17	\$0.00



CENTRAL WA UNIV ENDOWMENT
ACCOUNT NUMBER: XXXXXXXX9000

Page 39 of 85
July 1, 2021 to June 30, 2022

CASH TRANSACTION DETAIL (continued)

	Date Posted	Description	Income Cash	Principal Cash
Ishares 20 Year Treasury Bond Etf				
Etf				
TLT				
	07/08/21	Dividend Earned 0.187502 USD/Share On 200 Shares Due 7/8/21	37.50	
	08/06/21	Dividend Earned 0.181723 USD/Share On 200 Shares Due 8/6/21	36.34	
	09/08/21	Dividend Earned 0.189348 USD/Share On 200 Shares Due 9/8/21	37.87	
	10/07/21	Dividend Earned 0.183085 USD/Share On 200 Shares Due 10/7/21	36.62	
	11/05/21	Dividend Earned 0.188215 USD/Share On 200 Shares Due 11/5/21	37.64	
	12/07/21	Dividend Earned 0.184159 USD/Share On 200 Shares Due 12/7/21	36.83	
	12/22/21	Dividend Earned 0.167606 USD/Share On 200 Shares Due 12/22/21	33.52	
Total Ishares 20 Year Treasury Bond Etf Etf			\$256.32	\$0.00
J P Morgan Chase Co Com				
JPM				
	08/02/21	Dividend Earned 0.90 USD/Share On 397 Shares Due 7/31/21	357.30	
	11/01/21	Dividend Earned 1.00 USD/Share On 397 Shares Due 10/31/21	397.00	
	01/31/22	Dividend Earned 1.00 USD/Share On 397 Shares Due 1/31/22	397.00	

CENTRAL WA UNIV ENDOWMENT
ACCOUNT NUMBER: XXXXXXXX9000Page 40 of 85
July 1, 2021 to June 30, 2022**CASH TRANSACTION DETAIL (continued)**

	Date Posted	Description	Income Cash	Principal Cash
	05/02/22	Dividend Earned 1.00 USD/Share On 397 Shares Due 4/30/22	397.00	
Total J P Morgan Chase Co Com			\$1,548.30	\$0.00
Jack Henry Associates Inc				
JKHY				
	09/29/21	Dividend Earned 0.46 USD/Share On 160 Shares Due 9/29/21	73.60	
	12/23/21	Dividend Earned 0.46 USD/Share On 160 Shares Due 12/23/21	73.60	
	03/25/22	Dividend Earned 0.49 USD/Share On 160 Shares Due 3/25/22	78.40	
	06/14/22	Dividend Earned 0.49 USD/Share On 160 Shares Due 6/14/22	78.40	
Total Jack Henry Associates Inc			\$304.00	\$0.00
Johnson Johnson				
JNJ				
	09/07/21	Dividend Earned 1.06 USD/Share On 247 Shares Due 9/7/21	261.82	
	12/07/21	Dividend Earned 1.06 USD/Share On 247 Shares Due 12/7/21	261.82	
	03/08/22	Dividend Earned 1.06 USD/Share On 247 Shares Due 3/8/22	261.82	
	06/07/22	Dividend Earned 1.13 USD/Share On 247 Shares Due 6/7/22	279.11	
Total Johnson Johnson			\$1,064.57	\$0.00



CENTRAL WA UNIV ENDOWMENT
ACCOUNT NUMBER: XXXXXXXX9000

Page 41 of 85
July 1, 2021 to June 30, 2022

CASH TRANSACTION DETAIL (continued)

	Date Posted	Description	Income Cash	Principal Cash
Linde Plc Shs				
LIN				
	09/17/21	Dividend Earned 1.06 USD/Share On 49 Shares Due 9/17/21	51.94	
	12/17/21	Dividend Earned 1.06 USD/Share On 49 Shares Due 12/17/21	51.94	
	03/25/22	Dividend Earned 1.17 USD/Share On 49 Shares Due 3/25/22	57.33	
	06/17/22	Dividend Earned 1.17 USD/Share On 49 Shares Due 6/17/22	57.33	
Total Linde Plc Shs			\$218.54	\$0.00
Loomis Sayles Strategic Alpha N				
LASN				
	06/27/22	Dividend Earned 0.0813 USD/Share On 10,766.602 Shares Due 6/27/22 Dividend Payable 06/27/22	875.32	
Magna Intl Inc CI A				
MGA				
	05/27/22	Dividend Earned 0.45 USD/Share On 450 Shares Due 5/27/22 25.0000000% Foreign Taxes Withheld	202.50	
Mastercard Inc				
MA				
	08/09/21	Dividend Earned 0.44 USD/Share On 230 Shares Due 8/9/21	101.20	
	11/09/21	Dividend Earned 0.44 USD/Share On 230 Shares Due 11/9/21	101.20	

CENTRAL WA UNIV ENDOWMENT
ACCOUNT NUMBER: XXXXXXXX9000Page 42 of 85
July 1, 2021 to June 30, 2022**CASH TRANSACTION DETAIL (continued)**

	Date Posted	Description	Income Cash	Principal Cash
	02/09/22	Dividend Earned 0.49 USD/Share On 230 Shares Due 2/9/22	112.70	
	05/09/22	Dividend Earned 0.49 USD/Share On 230 Shares Due 5/9/22	112.70	
Total Mastercard Inc			\$427.80	\$0.00
McDonalds Corp				
MCD				
	09/15/21	Dividend Earned 1.29 USD/Share On 76 Shares Due 9/15/21	98.04	
	12/15/21	Dividend Earned 1.38 USD/Share On 76 Shares Due 12/15/21	104.88	
	03/15/22	Dividend Earned 1.38 USD/Share On 76 Shares Due 3/15/22	104.88	
	06/21/22	Dividend Earned 1.38 USD/Share On 76 Shares Due 6/20/22	104.88	
Total McDonalds Corp			\$412.68	\$0.00
Microsoft Corp				
MSFT				
	09/09/21	Dividend Earned 0.56 USD/Share On 654 Shares Due 9/9/21	366.24	
	12/09/21	Dividend Earned 0.62 USD/Share On 654 Shares Due 12/9/21	405.48	
	03/10/22	Dividend Earned 0.62 USD/Share On 654 Shares Due 3/10/22	405.48	



CENTRAL WA UNIV ENDOWMENT
ACCOUNT NUMBER: XXXXXXXXX9000

Page 43 of 85
July 1, 2021 to June 30, 2022

CASH TRANSACTION DETAIL (continued)

	Date Posted	Description	Income Cash	Principal Cash
	06/09/22	Dividend Earned 0.62 USD/Share On 654 Shares Due 6/9/22	405.48	
Total Microsoft Corp			\$1,582.68	\$0.00

Nuveen Preferred Secs & Inc Fd Cl I
#1969
NPSRX

07/02/21	Dividend Earned Dividend From 6/01/21 To 6/30/21	111.60
08/02/21	Dividend Earned Dividend From 07/01/21 To 07/31/21	112.22
09/01/21	Dividend Earned Dividend From 08/01/21 To 08/31/21	112.53
10/01/21	Dividend Earned Dividend From 09/01/21 To 09/30/21	113.10
11/01/21	Dividend Earned Dividend From 10/01/21 To 10/31/21	113.46
12/01/21	Dividend Earned Dividend From 11/01/21 To 11/30/21	114.00
01/03/22	Dividend Earned Dividend From 12/01/21 To 12/31/21	114.39
02/01/22	Dividend Earned Dividend From 1/1/22 To 1/31/22	115.01
03/01/22	Dividend Earned Dividend From 2/1/22 To 2/28/22	115.36
04/01/22	Dividend Earned Dividend From 3/1/22 To 3/31/22	115.94
05/02/22	Dividend Earned Dividend From 4/1/22 To 4/30/22	116.40



CENTRAL WA UNIV ENDOWMENT
ACCOUNT NUMBER: XXXXXXXXX9000

Page 44 of 85
July 1, 2021 to June 30, 2022

CASH TRANSACTION DETAIL (continued)

	Date Posted	Description	Income Cash	Principal Cash
	06/01/22	Dividend Earned Dividend From 5/1/22 To 5/31/22	116.87	
Total Nuveen Preferred Secs & Inc Fd Cl I			\$1,370.88	\$0.00
Nuveen Real Estate Secs I FARCX				
	07/01/21	Dividend Earned 0.0987 USD/Share On 6,983.061 Shares Due 7/1/21 Dividend Payable 07/01/21	689.23	
	10/01/21	Dividend Earned 0.1061 USD/Share On 7,014.038 Shares Due 10/1/21 Dividend Payable 10/01/21	744.19	
	12/31/21	Dividend Earned 0.1263 USD/Share On 8,016.081 Shares Due 12/31/21 Dividend Payable 12/31/21	1,012.43	
	04/01/22	Dividend Earned 0.0946 USD/Share On 6,655.339 Shares Due 4/1/22 Dividend Payable 04/01/22	629.60	
Total Nuveen Real Estate Secs I			\$3,075.45	\$0.00
Nuveen Strategic Income I FCBYX				
	07/01/21	Dividend Earned Dividend From 6/1/21 To 6/30/21	477.90	
	08/02/21	Dividend Earned Dividend From 7/1/21 To 7/31/21	478.95	
	09/01/21	Dividend Earned Dividend From 8/1/21 To 8/31/21	480.19	



CENTRAL WA UNIV ENDOWMENT
ACCOUNT NUMBER: XXXXXXXX9000

Page 45 of 85
July 1, 2021 to June 30, 2022

CASH TRANSACTION DETAIL (continued)

	Date Posted	Description	Income Cash	Principal Cash
	10/04/21	Dividend Earned Dividend From 9/1/21 To 9/30/21	481.50	
	11/01/21	Dividend Earned Dividend From 10/01/21 To 10/31/21	482.67	
	12/01/21	Dividend Earned Dividend From 11/01/21 To 11/30/21	536.40	
	01/03/22	Dividend Earned Dividend From 12/01/21 To 12/31/21	537.85	
	02/01/22	Dividend Earned Dividend From 1/1/22 To 1/31/22	539.40	
	03/01/22	Dividend Earned Dividend From 2/1/22 To 2/28/22	540.96	
	04/01/22	Dividend Earned Dividend From 3/1/22 To 3/31/22	542.50	
	05/02/22	Dividend Earned Dividend From 4/1/22 To 4/30/22	544.20	
	06/01/22	Dividend Earned Dividend From 5/1/22 To 5/31/22	626.20	
Total Nuveen Strategic Income I			\$6,268.72	\$0.00
P N C Financial Services Group Inc				
PNC				
	08/05/21	Dividend Earned 1.25 USD/Share On 142 Shares Due 8/5/21	177.50	
	11/05/21	Dividend Earned 1.25 USD/Share On 142 Shares Due 11/5/21	177.50	
	02/07/22	Dividend Earned 1.25 USD/Share On 142 Shares Due 2/5/22	177.50	

CENTRAL WA UNIV ENDOWMENT
ACCOUNT NUMBER: XXXXXXXX9000Page 46 of 85
July 1, 2021 to June 30, 2022**CASH TRANSACTION DETAIL (continued)**

	Date Posted	Description	Income Cash	Principal Cash
	05/05/22	Dividend Earned 1.50 USD/Share On 142 Shares Due 5/5/22	213.00	
Total P N C Financial Services Group Inc			\$745.50	\$0.00
Pfizer Inc				
PFE				
	09/07/21	Dividend Earned 0.39 USD/Share On 351 Shares Due 9/7/21	136.89	
	12/06/21	Dividend Earned 0.39 USD/Share On 351 Shares Due 12/6/21	136.89	
	03/04/22	Dividend Earned 0.40 USD/Share On 351 Shares Due 3/4/22	140.40	
	06/10/22	Dividend Earned 0.40 USD/Share On 351 Shares Due 6/10/22	140.40	
Total Pfizer Inc			\$554.58	\$0.00
Pioneer ILS Interval Fund				
Continuously Offered				
#4310				
XILSX				
	11/26/21	Dividend Earned 0.1675 USD/Share On 13,298.978 Shares Due 11/24/21 Dividend Payable 11/24/21	2,227.58	
Procter & Gamble Co				
PG				
	08/16/21	Dividend Earned 0.8698 USD/Share On 78 Shares Due 8/16/21	67.84	



CENTRAL WA UNIV ENDOWMENT
ACCOUNT NUMBER: XXXXXXXX9000

Page 47 of 85
July 1, 2021 to June 30, 2022

CASH TRANSACTION DETAIL (continued)

	Date Posted	Description	Income Cash	Principal Cash
	11/15/21	Dividend Earned 0.8698 USD/Share On 78 Shares Due 11/15/21	67.84	
	02/15/22	Dividend Earned 0.8698 USD/Share On 78 Shares Due 2/15/22	67.84	
	05/16/22	Dividend Earned 0.9133 USD/Share On 78 Shares Due 5/16/22	71.24	
Total Procter & Gamble Co			\$274.76	\$0.00
Qualcomm Inc Com				
QCOM				
	09/23/21	Dividend Earned 0.68 USD/Share On 320 Shares Due 9/23/21	217.60	
	12/16/21	Dividend Earned 0.68 USD/Share On 320 Shares Due 12/16/21	217.60	
	03/24/22	Dividend Earned 0.68 USD/Share On 320 Shares Due 3/24/22	217.60	
	06/23/22	Dividend Earned 0.75 USD/Share On 320 Shares Due 6/23/22	240.00	
Total Qualcomm Inc Com			\$892.80	\$0.00
Raytheon Technologies Corp Com				
RTX				
	09/09/21	Dividend Earned 0.51 USD/Share On 406 Shares Due 9/9/21	207.06	
	12/16/21	Dividend Earned 0.51 USD/Share On 406 Shares Due 12/16/21	207.06	
	03/24/22	Dividend Earned 0.51 USD/Share On 406 Shares Due 3/24/22	207.06	



CENTRAL WA UNIV ENDOWMENT
ACCOUNT NUMBER: XXXXXXXX9000

Page 48 of 85
July 1, 2021 to June 30, 2022

CASH TRANSACTION DETAIL (continued)

	Date Posted	Description	Income Cash	Principal Cash
	06/16/22	Dividend Earned 0.55 USD/Share On 406 Shares Due 6/16/22	223.30	
Total Raytheon Technologies Corp Com			\$844.48	\$0.00
Roper Technologies Inc Com				
ROP				
	07/23/21	Dividend Earned 0.5625 USD/Share On 76 Shares Due 7/23/21	42.75	
	10/20/21	Dividend Earned 0.5625 USD/Share On 76 Shares Due 10/20/21	42.75	
	01/24/22	Dividend Earned 0.62 USD/Share On 76 Shares Due 1/24/22	47.12	
	04/22/22	Dividend Earned 0.62 USD/Share On 76 Shares Due 4/22/22	47.12	
Total Roper Technologies Inc Com			\$179.74	\$0.00
Schwab Charles Corp				
SCHW				
	08/27/21	Dividend Earned 0.18 USD/Share On 477 Shares Due 8/27/21	85.86	
	11/26/21	Dividend Earned 0.18 USD/Share On 477 Shares Due 11/26/21	85.86	
	02/25/22	Dividend Earned 0.20 USD/Share On 477 Shares Due 2/25/22	95.40	
	05/27/22	Dividend Earned 0.20 USD/Share On 477 Shares Due 5/27/22	95.40	
Total Schwab Charles Corp			\$362.52	\$0.00



CENTRAL WA UNIV ENDOWMENT
ACCOUNT NUMBER: XXXXXXXX9000

Page 49 of 85
July 1, 2021 to June 30, 2022

CASH TRANSACTION DETAIL (continued)

	Date Posted	Description	Income Cash	Principal Cash
Spdr S P 500				
Etf				
SPY				
	07/30/21	Dividend Earned 1.375875 USD/Share On 234 Shares Due 7/30/21	321.95	
	10/29/21	Dividend Earned 1.428117 USD/Share On 234 Shares Due 10/29/21	334.18	
	01/31/22	Dividend Earned 1.636431 USD/Share On 234 Shares Due 1/31/22	382.92	
	04/29/22	Dividend Earned 1.366009 USD/Share On 234 Shares Due 4/29/22	319.65	
Total Spdr S P 500 Etf			\$1,358.70	\$0.00

T Rowe Price Intl Bond Fund
#76
RPIBX

	07/01/21	Dividend Earned Dividend Payable 6/30/21	4.90	
	08/02/21	Dividend Earned Dividend Payable 7/31/21	4.81	
	09/01/21	Dividend Earned Dividend Payable 8/31/21	4.18	
	10/04/21	Dividend Earned Dividend Payable 9/30/21	4.01	
	11/01/21	Dividend Earned Dividend Payable 10/1/21 To 10/31/21	4.64	
	12/01/21	Dividend Earned Dividend Payable 11/1/21 To 11/30/21	4.97	



CENTRAL WA UNIV ENDOWMENT
ACCOUNT NUMBER: XXXXXXXX9000

Page 50 of 85
July 1, 2021 to June 30, 2022

CASH TRANSACTION DETAIL (continued)

	Date Posted	Description	Income Cash	Principal Cash
	01/04/22	Dividend Earned Dividend Payable 12/1/21 To 12/31/21	6.92	
	02/02/22	Dividend Earned Dividend Payable 1/1/22 To 1/31/22	3.71	
Total T Rowe Price Intl Bond Fund			\$38.14	\$0.00
T Rowe Price Intl Val Eqty Fd Intl #127 TRIGX				
	12/21/21	Dividend Earned 0.37 USD/Share On 3,318.303 Shares Due 12/17/21 Div & ST Cap Gain Payable 12/17/21	1,227.77	
T Rowe Price Mid Cap Value Fund #115 TRMCX				
	12/17/21	Dividend Earned 0.34 USD/Share On 5,337.646 Shares Due 12/15/21 Div&st/Lt Cap Gain Payable 12/15/21	1,814.80	
T Rowe Price Sm Cap Val #46 PRSVX				
	12/16/21	Dividend Earned 0.21 USD/Share On 2,742.002 Shares Due 12/15/21 Div&st/Lt Cap Gain Payable 12/15/21	575.82	
Tc Energy Corp TRP				
	07/30/21	Dividend Earned 0.697178 USD/Share On 901 Shares Due 7/30/21 25.000000% Foreign Taxes Withheld	628.16	



CENTRAL WA UNIV ENDOWMENT
ACCOUNT NUMBER: XXXXXXXX9000

Page 51 of 85
July 1, 2021 to June 30, 2022

CASH TRANSACTION DETAIL (continued)

	Date Posted	Description	Income Cash	Principal Cash
	10/29/21	Dividend Earned 0.701199 USD/Share On 901 Shares Due 10/29/21 25.0000000% Foreign Taxes Withheld	631.78	
	01/31/22	Dividend Earned 0.683464 USD/Share On 901 Shares Due 1/31/22 25.0000000% Foreign Taxes Withheld	615.80	
	04/29/22	Dividend Earned 0.701646 USD/Share On 901 Shares Due 4/29/22 25.0000000% Foreign Taxes Withheld	632.18	
Total Tc Energy Corp			\$2,507.92	\$0.00
Technology Select Sector Spdr Fund Etf XLK				
	09/23/21	Dividend Earned 0.272862 USD/Share On 800 Shares Due 9/23/21	218.29	
	12/23/21	Dividend Earned 0.316544 USD/Share On 800 Shares Due 12/23/21	253.24	
	03/24/22	Dividend Earned 0.285619 USD/Share On 800 Shares Due 3/24/22	228.50	
	06/24/22	Dividend Earned 0.323167 USD/Share On 700 Shares Due 6/24/22	226.22	
Total Technology Select Sector Spdr Fund Etf			\$926.25	\$0.00



CENTRAL WA UNIV ENDOWMENT
ACCOUNT NUMBER: XXXXXXXX9000

Page 52 of 85
July 1, 2021 to June 30, 2022

CASH TRANSACTION DETAIL (continued)

	Date Posted	Description	Income Cash	Principal Cash
Tiaa Cref Inflation Lnkd Bd Fd Adv				
#3481				
TIHX				
	09/20/21	Dividend Earned 0.17711 USD/Share On 6,287.09 Shares Due 9/17/21 Dividend Payable 9/17/21	1,113.51	
	12/13/21	Dividend Earned 0.25222 USD/Share On 6,287.09 Shares Due 12/10/21 Div&st/Lt Cap Gain Payable 12/10/21	1,585.74	
	03/21/22	Dividend Earned 0.1315 USD/Share On 6,287.09 Shares Due 3/18/22 Dividend Payable 3/18/22	826.75	
	06/21/22	Dividend Earned 0.26267 USD/Share On 6,287.09 Shares Due 6/17/22 Dividend Payable 6/17/22	1,651.43	
Total Tiaa Cref Inflation Lnkd Bd Fd Adv			\$5,177.43	\$0.00
Travel Plus Leisure Co Com				
TNL				
	09/30/21	Dividend Earned 0.30 USD/Share On 249 Shares Due 9/30/21	74.70	
	12/30/21	Dividend Earned 0.35 USD/Share On 249 Shares Due 12/30/21	87.15	
	03/31/22	Dividend Earned 0.40 USD/Share On 249 Shares Due 3/31/22	99.60	
	06/30/22	Dividend Earned 0.40 USD/Share On 249 Shares Due 6/30/22	99.60	
Total Travel Plus Leisure Co Com			\$361.05	\$0.00



CENTRAL WA UNIV ENDOWMENT
ACCOUNT NUMBER: XXXXXXXX9000

Page 53 of 85
July 1, 2021 to June 30, 2022

CASH TRANSACTION DETAIL (continued)

	Date Posted	Description	Income Cash	Principal Cash
Union Pacific Corp Com				
UNP				
	09/30/21	Dividend Earned 1.07 USD/Share On 364 Shares Due 9/30/21	389.48	
	12/30/21	Dividend Earned 1.18 USD/Share On 364 Shares Due 12/30/21	429.52	
	03/31/22	Dividend Earned 1.18 USD/Share On 364 Shares Due 3/31/22	429.52	
	06/30/22	Dividend Earned 1.30 USD/Share On 364 Shares Due 6/30/22	473.20	
Total Union Pacific Corp Com			\$1,721.72	\$0.00
Unitedhealth Group Inc Com				
UNH				
	09/21/21	Dividend Earned 1.45 USD/Share On 191 Shares Due 9/21/21	276.95	
	12/14/21	Dividend Earned 1.45 USD/Share On 191 Shares Due 12/14/21	276.95	
	03/22/22	Dividend Earned 1.45 USD/Share On 191 Shares Due 3/22/22	276.95	
	06/28/22	Dividend Earned 1.65 USD/Share On 191 Shares Due 6/28/22	315.15	
Total Unitedhealth Group Inc Com			\$1,146.00	\$0.00



CENTRAL WA UNIV ENDOWMENT
ACCOUNT NUMBER: XXXXXXXX9000

Page 54 of 85
July 1, 2021 to June 30, 2022

CASH TRANSACTION DETAIL (continued)

	Date Posted	Description	Income Cash	Principal Cash
Vanguard Global Ex U S Real Estate Index Fund Share Etf VNQI				
	09/29/21	Dividend Earned 0.6012 USD/Share On 490 Shares Due 9/29/21	294.59	
	12/27/21	Dividend Earned 2.8949 USD/Share On 490 Shares Due 12/27/21	1,418.50	
Total Vanguard Global Ex U S Real Estate Index Fund			\$1,713.09	\$0.00
Verizon Communications Inc Com VZ				
	08/02/21	Dividend Earned 0.6275 USD/Share On 163 Shares Due 8/2/21	102.28	
	11/01/21	Dividend Earned 0.64 USD/Share On 163 Shares Due 11/1/21	104.32	
	02/01/22	Dividend Earned 0.64 USD/Share On 163 Shares Due 2/1/22	104.32	
	05/02/22	Dividend Earned 0.64 USD/Share On 163 Shares Due 5/2/22	104.32	
Total Verizon Communications Inc Com			\$415.24	\$0.00
Walmart Inc Com WMT				
	09/07/21	Dividend Earned 0.55 USD/Share On 401 Shares Due 9/7/21	220.55	
	01/03/22	Dividend Earned 0.55 USD/Share On 401 Shares Due 1/3/22	220.55	



CENTRAL WA UNIV ENDOWMENT
ACCOUNT NUMBER: XXXXXXXX9000

Page 55 of 85
July 1, 2021 to June 30, 2022

CASH TRANSACTION DETAIL (continued)

	Date Posted	Description	Income Cash	Principal Cash
	04/04/22	Dividend Earned 0.56 USD/Share On 401 Shares Due 4/4/22	224.56	
	05/31/22	Dividend Earned 0.56 USD/Share On 401 Shares Due 5/31/22	224.56	
Total Walmart Inc Com			\$890.22	\$0.00
3M Co				
MMM				
	09/13/21	Dividend Earned 1.48 USD/Share On 71 Shares Due 9/12/21	105.08	
	12/13/21	Dividend Earned 1.48 USD/Share On 71 Shares Due 12/12/21	105.08	
	03/14/22	Dividend Earned 1.49 USD/Share On 71 Shares Due 3/12/22	105.79	
	06/13/22	Dividend Earned 1.49 USD/Share On 71 Shares Due 6/12/22	105.79	
Total 3M Co			\$421.74	\$0.00
Total Taxable Dividends			\$84,235.86	\$0.00
Change In Accrued Income				
		Current Accrued Income	7,698.60	
		Previous Accrued Income	5,662.55	
Change In Accrued Income			\$2,036.05	\$0.00



CENTRAL WA UNIV ENDOWMENT
ACCOUNT NUMBER: XXXXXXXX9000

Page 56 of 85
July 1, 2021 to June 30, 2022

CASH TRANSACTION DETAIL (continued)

	Date Posted	Description	Income Cash	Principal Cash
Paid To/For Beneficiary				
ACH Trf To U.S. Bank Checking				
	10/07/21	Cash Disbursement Paid To U.S. Bank DDA #Xxxxxxxx3030 Per Cwu Request 9/9/2021		-50,000.00
	10/15/21	Cash Disbursement Paid To U.S. Bank DDA #Xxxxxxxx3030 Per Cwu Request 10/12/2021		-50,000.00
	01/04/22	Cash Disbursement Paid To U.S. Bank DDA #Xxxxxxxx3030 Per Cwu Request 12/23/2021		-50,000.00
	01/28/22	Cash Disbursement Paid To U.S. Bank DDA #Xxxxxxxx3030 Per Cwu Request 1/27/2022		-50,000.00
Total ACH Trf To U.S. Bank Checking			\$0.00	-\$200,000.00
Total Paid To/For Beneficiary			\$0.00	-\$200,000.00
Taxes Paid				
Non-USD Taxes				
	09/30/21	Cash Disbursement Allegion Plc	-4.41	
	08/13/21	Cash Disbursement Accenture Plc CI A	-15.18	
	11/15/21	Cash Disbursement Accenture Plc CI A	-16.73	
	08/27/21	Cash Disbursement Eaton Corp Plc	-30.21	



CENTRAL WA UNIV ENDOWMENT
ACCOUNT NUMBER: XXXXXXXX9000

Page 57 of 85
July 1, 2021 to June 30, 2022

CASH TRANSACTION DETAIL (continued)

Date Posted	Description	Income Cash	Principal Cash
11/30/21	Cash Disbursement Eaton Corp Plc Shs	-30.21	
07/06/21	Cash Disbursement Canadian Natural Resources Ltd	-34.33	
10/05/21	Cash Disbursement Canadian Natural Resources Ltd	-34.10	
01/05/22	Cash Disbursement Canadian Natural Resources Ltd	-42.16	
04/06/22	Cash Disbursement Canadian Natural Resources Ltd	-54.91	
09/01/21	Cash Disbursement Enbridge Inc	-50.33	
12/01/21	Cash Disbursement Enbridge Inc	-49.48	
03/01/22	Cash Disbursement Enbridge Inc	-51.38	
06/01/22	Cash Disbursement Enbridge Inc	-51.68	
05/27/22	Cash Disbursement Magna Intl Inc Cl A	-50.63	
07/30/21	Cash Disbursement Tc Energy Corp	-157.04	
10/29/21	Cash Disbursement Tc Energy Corp	-157.95	
01/31/22	Cash Disbursement Tc Energy Corp	-153.95	



CENTRAL WA UNIV ENDOWMENT
ACCOUNT NUMBER: XXXXXXXX9000

Page 58 of 85
July 1, 2021 to June 30, 2022

CASH TRANSACTION DETAIL (continued)

	Date Posted	Description	Income Cash	Principal Cash
	04/29/22	Cash Disbursement Tc Energy Corp	-158.05	
Total Non-USD Taxes			-\$1,142.73	\$0.00
Total Taxes Paid			-\$1,142.73	\$0.00

Fees and Expenses

Trust Fees

07/22/21	Collected Charged	For Period 06/01/2021 Thru 06/30/2021	-2,830.80	
08/23/21	Collected Charged	For Period 07/01/2021 Thru 07/31/2021	-2,851.65	
09/22/21	Collected Charged	For Period 08/01/2021 Thru 08/31/2021	-2,884.72	
10/21/21	Collected Charged	For Period 09/01/2021 Thru 09/30/2021	-2,826.11	
11/22/21	Collected Charged	For Period 10/01/2021 Thru 10/31/2021	-2,882.27	
12/22/21	Collected Charged	For Period 11/01/2021 Thru 11/30/2021	-2,850.49	
01/21/22	Collected Charged	For Period 12/01/2021 Thru 12/31/2021	-2,905.65	
02/22/22	Collected Charged	For Period 01/01/2022 Thru 01/31/2022	-2,805.32	
03/22/22	Collected Charged	For Period 02/01/2022 Thru 02/28/2022	-2,765.65	
04/21/22	Collected Charged	For Period 03/01/2022 Thru 03/31/2022	-2,791.39	



CENTRAL WA UNIV ENDOWMENT
ACCOUNT NUMBER: XXXXXXXX9000

Page 59 of 85
July 1, 2021 to June 30, 2022

CASH TRANSACTION DETAIL (continued)

	Date Posted	Description	Income Cash	Principal Cash
	05/23/22	Collected Charged For Period 04/01/2022 Thru 04/30/2022	-2,686.59	
	06/22/22	Collected Charged For Period 05/01/2022 Thru 05/31/2022	-2,663.68	
Total Trust Fees			-\$33,744.32	\$0.00
Total Fees and Expenses			-\$33,744.32	\$0.00
Cash Disbursements				
ACH Transfer To Checking				
	05/23/22	Cash Disbursement Paid To U.S. Bank DDA #Xxxxxxxx3030 Per Cwu Request 5/19/2022		-50,000.00
Total Cash Disbursements			\$0.00	-\$50,000.00
Transfers				
Transfer From Income				
	07/01/21	Cash Receipt		477.90
	07/01/21	Cash Receipt Dividend Nuveen Real Estate Secs I		689.23
	07/02/21	Cash Receipt		111.60
	08/02/21	Cash Receipt		478.95
	08/02/21	Cash Receipt		112.22
	09/01/21	Cash Receipt		112.53
	09/01/21	Cash Receipt		480.19



CENTRAL WA UNIV ENDOWMENT
ACCOUNT NUMBER: XXXXXXXX9000

Page 60 of 85
July 1, 2021 to June 30, 2022

CASH TRANSACTION DETAIL (continued)

Date Posted	Description	Income Cash	Principal Cash
10/01/21	Cash Receipt		113.10
10/01/21	Cash Receipt Dividend Nuveen Real Estate Secs I		744.19
10/04/21	Cash Receipt		481.50
11/01/21	Cash Receipt		113.46
11/01/21	Cash Receipt		482.67
12/01/21	Cash Receipt		114.00
12/01/21	Cash Receipt		536.40
12/31/21	Cash Receipt Dividend Nuveen Real Estate Secs I		1,012.43
01/03/22	Cash Receipt		114.39
01/03/22	Cash Receipt		537.85
02/01/22	Cash Receipt		115.01
02/01/22	Cash Receipt		539.40
03/01/22	Cash Receipt		115.36
03/01/22	Cash Receipt		540.96
04/01/22	Cash Receipt		115.94
04/01/22	Cash Receipt		542.50
04/01/22	Cash Receipt Dividend Nuveen Real Estate Secs I		629.60
05/02/22	Cash Receipt		116.40
05/02/22	Cash Receipt		544.20
06/01/22	Cash Receipt		116.87



CENTRAL WA UNIV ENDOWMENT
ACCOUNT NUMBER: XXXXXXXX9000

Page 61 of 85
July 1, 2021 to June 30, 2022

CASH TRANSACTION DETAIL (continued)

	Date Posted	Description	Income Cash	Principal Cash
	06/01/22	Cash Receipt		626.20
Total Transfer From Income			\$0.00	\$10,715.05
Transfer To Principal				
	07/01/21	Cash Disbursement	-477.90	
	07/01/21	Cash Disbursement Dividend Nuveen Real Estate Secs I	-689.23	
	07/02/21	Cash Disbursement	-111.60	
	08/02/21	Cash Disbursement	-478.95	
	08/02/21	Cash Disbursement	-112.22	
	09/01/21	Cash Disbursement	-112.53	
	09/01/21	Cash Disbursement	-480.19	
	10/01/21	Cash Disbursement	-113.10	
	10/01/21	Cash Disbursement Dividend Nuveen Real Estate Secs I	-744.19	
	10/04/21	Cash Disbursement	-481.50	
	11/01/21	Cash Disbursement	-113.46	
	11/01/21	Cash Disbursement	-482.67	
	12/01/21	Cash Disbursement	-114.00	
	12/01/21	Cash Disbursement	-536.40	
	12/31/21	Cash Disbursement Dividend Nuveen Real Estate Secs I	-1,012.43	
	01/03/22	Cash Disbursement	-114.39	
	01/03/22	Cash Disbursement	-537.85	



CENTRAL WA UNIV ENDOWMENT
ACCOUNT NUMBER: XXXXXXXXX9000

Page 62 of 85
July 1, 2021 to June 30, 2022

CASH TRANSACTION DETAIL (continued)

	Date Posted	Description	Income Cash	Principal Cash
	02/01/22	Cash Disbursement	-115.01	
	02/01/22	Cash Disbursement	-539.40	
	03/01/22	Cash Disbursement	-115.36	
	03/01/22	Cash Disbursement	-540.96	
	04/01/22	Cash Disbursement	-115.94	
	04/01/22	Cash Disbursement	-542.50	
	04/01/22	Cash Disbursement Dividend Nuveen Real Estate Secs I	-629.60	
	05/02/22	Cash Disbursement	-116.40	
	05/02/22	Cash Disbursement	-544.20	
	06/01/22	Cash Disbursement	-116.87	
	06/01/22	Cash Disbursement	-626.20	
Total Transfer To Principal			-\$10,715.05	\$0.00
Total Transfers			-\$10,715.05	\$10,715.05



CENTRAL WA UNIV ENDOWMENT
ACCOUNT NUMBER: XXXXXXXXX9000

Page 63 of 85
July 1, 2021 to June 30, 2022

RECEIPTS AND DELIVERIES IN KIND AND ADJUSTMENTS

	Date Posted	Description	Cash	Tax Cost	Market Value
Spinoffs					
Constellation Energy Corp CEG					
	02/04/22	Spin Off Received 66.6667 Shares Distribution At 0.33333333 Shares For Each Share Of Exelon Corporation Due 02/01/22 Market Value Of 3,318.67 USD Shares Received Due To Spin-Off From Exelon Corporation Cusip 30161N101		1,743.40	3,318.67
Warner Bros Discovery Inc Series A WBD					
	04/13/22	Spin Off Received 132.5705 Shares Distribution At 0.241917 Shares For Each Share Of At T Inc Due 04/08/22 Market Value Of 3,065.03 USD Shares Received Due To Spin-Off From AT&T Inc Cusip 00206R102		3,241.33	3,065.03
Total Spinoffs			\$0.00	\$4,984.73	\$6,383.70



CENTRAL WA UNIV ENDOWMENT
ACCOUNT NUMBER: XXXXXXXX9000

Page 64 of 85
July 1, 2021 to June 30, 2022

RECEIPTS AND DELIVERIES IN KIND AND ADJUSTMENTS (continued)

	Date Posted	Description	Cash	Tax Cost	Market Value
Stock Splits					
Amazon Com Inc AMZN					
	06/06/22	Stock Split 20 For 1 Stock Split Due 6/3/22 551 Additional Shares Received This Is A 20 For 1 Stock Split			
Total Stock Splits			\$0.00	\$0.00	\$0.00
Adjustments					
At T Inc T					
	04/13/22	Spin Off Federal Cost Basis Adjusted By 892.35- USD Old: 3,741.10 USD/New: 2,848.75 USD		-892.35	
	04/13/22	Spin Off Federal Cost Basis Adjusted By 1,190.76- USD Old: 4,992.19 USD/New: 3,801.43 USD		-1,190.76	
	04/13/22	Spin Off Federal Cost Basis Adjusted By 1,158.22- USD Old: 4,855.76 USD/New: 3,697.54 USD		-1,158.22	
Total At T Inc			\$0.00	-\$3,241.33	\$0.00



CENTRAL WA UNIV ENDOWMENT
ACCOUNT NUMBER: XXXXXXXX9000

Page 65 of 85
July 1, 2021 to June 30, 2022

RECEIPTS AND DELIVERIES IN KIND AND ADJUSTMENTS (continued)

	Date Posted	Description	Cash	Tax Cost	Market Value
Exelon Corporation EXC					
	02/04/22	Spin Off Federal Cost Basis Adjusted By 1,743.40- USD Old: 6,204.82 USD/New: 4,461.42 USD		-1,743.40	
Total Adjustments			\$0.00	-\$4,984.73	\$0.00



CENTRAL WA UNIV ENDOWMENT
ACCOUNT NUMBER: XXXXXXXX9000

Page 66 of 85
July 1, 2021 to June 30, 2022

PURCHASE SUMMARY

	Trade Date	Description	Income Cash	Principal Cash	Tax Cost
Cash and Cash Equivalents					
Fidelity Govt Portfolio CI I #57 FIGXX					
		Combined Purchases For The Period 7/ 1/21 - 6/30/22		-1,204.88	1,204.88
Fidelity Govt Portfolio Inst #2642 FRGXX					
		Combined Purchases For The Period 7/ 1/21 - 6/30/22		-512,098.24	512,098.24
Total Cash and Cash Equivalents			\$0.00	-\$513,303.12	\$513,303.12
Equity					
Albemarle Corp ALB					
	02/22/22	Purchased 115 Shares Trade Date 2/17/22 Purchased Through Sidco/Virtu Americas Paid 4.03 USD Brokerage Purchased On The New York Stock Exchange, Inc. 115 Shares At 201.9478 USD		-23,228.03	23,228.03
Magna Intl Inc CI A MGA					
	03/31/22	Purchased 450 Shares Trade Date 3/29/22 Purchased Through Instinet Paid 15.75 USD Brokerage 450 Shares At 66.9348 USD		-30,136.41	30,136.41



CENTRAL WA UNIV ENDOWMENT
ACCOUNT NUMBER: XXXXXXXX9000

Page 67 of 85
July 1, 2021 to June 30, 2022

PURCHASE SUMMARY (continued)

	Trade Date	Description	Income Cash	Principal Cash	Tax Cost
Nuveen Mid Cap Grwth Opp Fd CI I FISGX					
	12/16/21	Purchased 1,293.295 Shares @ 41.67 USD Through Reinvestment Of Cap Gain Dist 12/16/21		-53,891.59	53,891.59
Virtus Zevenbergen Innovative Growth SCATX					
	01/10/22	Purchased 1,100.225 Shares Trade Date 1/7/22 1,100.225 Shares At 53.66 USD		-59,038.07	59,038.07
Total Equity			\$0.00	-\$166,294.10	\$166,294.10
Fixed Income Taxable					
Artisan High Income Fund Fund# 2468 APHFX					
	06/09/22	Purchased 11,258.656 Shares Trade Date 6/8/22 11,258.656 Shares At 9.19 USD		-103,467.05	103,467.05
Bank Of Ny Mellon Corp Medium Term Note 2.800 05/04/2026 06406FAC7					
	01/25/22	Purchased 100,000 Par Value Trade Date 1/21/22 Purchased Through Goldman Sachs & Co. LLC 100,000 Par Value At 103.614 %		-103,614.00	103,614.00



CENTRAL WA UNIV ENDOWMENT
ACCOUNT NUMBER: XXXXXXXX9000

Page 68 of 85
July 1, 2021 to June 30, 2022

PURCHASE SUMMARY (continued)

	Trade Date	Description	Income Cash	Principal Cash	Tax Cost
Doubleline Total Ret Bd I DBLTX					
	06/06/22	Purchased 2,693.581 Shares Trade Date 6/3/22 2,693.581 Shares At 9.45 USD		-25,454.34	25,454.34
Ishares 1 3 Year Treasury Bond Etf Etf SHY					
	06/07/22	Purchased 300 Shares Trade Date 6/3/22 Purchased Through Intl Trading Inc. Paid 10.50 USD Brokerage Purchased On The OTC Bulletin Board 300 Shares At 83.115 USD		-24,945.00	24,945.00
Loomis Sayles Strategic Alpha N LASNX					
	06/09/22	Purchased 10,766.602 Shares Trade Date 6/8/22 10,766.602 Shares At 9.61 USD		-103,467.05	103,467.05
Nuveen Preferred Secs & Inc Fd CI I #1969 NPSRX					
	07/02/21	Purchased 6.224 Shares @ 17.93 USD Through Reinvestment Of Cash Dividend Due 6/30/21		-111.60	111.60
	08/02/21	Purchased 6.252 Shares @ 17.95 USD Through Reinvestment Of Cash Dividend Due 7/31/21		-112.22	112.22



CENTRAL WA UNIV ENDOWMENT
ACCOUNT NUMBER: XXXXXXXX9000

Page 69 of 85
July 1, 2021 to June 30, 2022

PURCHASE SUMMARY (continued)

Trade Date	Description	Income Cash	Principal Cash	Tax Cost
09/01/21	Purchased 6.28 Shares @ 17.92 USD Through Reinvestment Of Cash Dividend Due 8/31/21		-112.53	112.53
10/01/21	Purchased 6.333 Shares @ 17.86 USD Through Reinvestment Of Cash Dividend Due 9/30/21		-113.10	113.10
11/01/21	Purchased 6.389 Shares @ 17.76 USD Through Reinvestment Of Cash Dividend Due 10/31/21		-113.46	113.46
12/01/21	Purchased 6.518 Shares @ 17.49 USD Through Reinvestment Of Cash Dividend Due 11/30/21		-114.00	114.00
01/03/22	Purchased 6.488 Shares @ 17.63 USD Through Reinvestment Of Cash Dividend Due 12/31/21		-114.39	114.39
02/01/22	Purchased 6.648 Shares @ 17.30 USD Through Reinvestment Of Cash Dividend Due 1/31/22		-115.01	115.01
03/01/22	Purchased 6.859 Shares @ 16.82 USD Through Reinvestment Of Cash Dividend Due 2/28/22		-115.36	115.36
04/01/22	Purchased 6.959 Shares @ 16.66 USD Through Reinvestment Of Cash Dividend Due 3/31/22		-115.94	115.94



CENTRAL WA UNIV ENDOWMENT
ACCOUNT NUMBER: XXXXXXXX9000

Page 70 of 85
July 1, 2021 to June 30, 2022

PURCHASE SUMMARY (continued)

Trade Date	Description	Income Cash	Principal Cash	Tax Cost
05/02/22	Purchased 7.216 Shares @ 16.13 USD Through Reinvestment Of Cash Dividend Due 4/30/22		-116.40	116.40
06/01/22	Purchased 7.314 Shares @ 15.98 USD Through Reinvestment Of Cash Dividend Due 5/31/22		-116.87	116.87
06/06/22	Purchased 1,583.967 Shares Trade Date 6/3/22 1,583.967 Shares At 15.97 USD		-25,295.95	25,295.95
Total Nuveen Preferred Secs & Inc Fd Cl I		\$0.00	-\$26,666.83	\$26,666.83

**Nuveen Strategic Income I
FCBYX**

07/01/21	Purchased 42.556 Shares @ 11.23 USD Through Reinvestment Of Cash Dividend Due 6/30/21		-477.90	477.90
08/02/21	Purchased 42.498 Shares @ 11.27 USD Through Reinvestment Of Cash Dividend Due 7/31/21		-478.95	478.95
09/01/21	Purchased 42.57 Shares @ 11.28 USD Through Reinvestment Of Cash Dividend Due 8/31/21		-480.19	480.19
10/04/21	Purchased 42.991 Shares @ 11.20 USD Through Reinvestment Of Cash Dividend Due 9/30/21		-481.50	481.50



CENTRAL WA UNIV ENDOWMENT
ACCOUNT NUMBER: XXXXXXXX9000

Page 71 of 85
July 1, 2021 to June 30, 2022

PURCHASE SUMMARY (continued)

Trade Date	Description	Income Cash	Principal Cash	Tax Cost
11/01/21	Purchased 43.289 Shares @ 11.15 USD Through Reinvestment Of Cash Dividend Due 10/31/21		-482.67	482.67
12/01/21	Purchased 48.587 Shares @ 11.04 USD Through Reinvestment Of Cash Dividend Due 11/30/21		-536.40	536.40
01/03/22	Purchased 48.499 Shares @ 11.09 USD Through Reinvestment Of Cash Dividend Due 12/31/21		-537.85	537.85
02/01/22	Purchased 49.532 Shares @ 10.89 USD Through Reinvestment Of Cash Dividend Due 1/31/22		-539.40	539.40
03/01/22	Purchased 50.938 Shares @ 10.62 USD Through Reinvestment Of Cash Dividend Due 2/28/22		-540.96	540.96
04/01/22	Purchased 51.765 Shares @ 10.48 USD Through Reinvestment Of Cash Dividend Due 3/31/22		-542.50	542.50
05/02/22	Purchased 53.616 Shares @ 10.15 USD Through Reinvestment Of Cash Dividend Due 4/30/22		-544.20	544.20

CENTRAL WA UNIV ENDOWMENT
ACCOUNT NUMBER: XXXXXXXX9000Page 72 of 85
July 1, 2021 to June 30, 2022**PURCHASE SUMMARY (continued)**

Trade Date	Description	Income Cash	Principal Cash	Tax Cost
06/01/22	Purchased 62.62 Shares @ 10.00 USD Through Reinvestment Of Cash Dividend Due 5/31/22		-626.20	626.20
Total Nuveen Strategic Income I		\$0.00	-\$6,268.72	\$6,268.72
Total Fixed Income Taxable		\$0.00	-\$393,882.99	\$393,882.99

Real Assets**Nuveen Real Estate Secs I
FARCX**

07/01/21	Purchased 30.977 Shares @ 22.25 USD Through Reinvestment Of Cash Dividend Due 7/1/21		-689.23	689.23
10/01/21	Purchased 33.193 Shares @ 22.42 USD Through Reinvestment Of Cash Dividend Due 10/1/21		-744.19	744.19
12/16/21	Purchased 968.85 Shares @ 21.98 USD Through Reinvestment Of Cap Gain Dist 12/16/21		-21,295.32	21,295.32
12/31/21	Purchased 44.463 Shares @ 22.77 USD Through Reinvestment Of Cash Dividend Due 12/31/21		-1,012.43	1,012.43



CENTRAL WA UNIV ENDOWMENT
ACCOUNT NUMBER: XXXXXXXXX9000

Page 73 of 85
July 1, 2021 to June 30, 2022

PURCHASE SUMMARY (continued)

Trade Date	Description	Income Cash	Principal Cash	Tax Cost
04/01/22	Purchased 28.801 Shares @ 21.86 USD Through Reinvestment Of Cash Dividend Due 4/1/22		-629.60	629.60
Total Nuveen Real Estate Secs I		\$0.00	-\$24,370.77	\$24,370.77
Total Real Assets		\$0.00	-\$24,370.77	\$24,370.77
Total Purchases		\$0.00	-\$1,097,850.98	\$1,097,850.98

CENTRAL WA UNIV ENDOWMENT
ACCOUNT NUMBER: XXXXXXXX9000Page 74 of 85
July 1, 2021 to June 30, 2022**SALE/MATURITY SUMMARY**

Trade Date	Description	Tax Cost	Proceeds	Estimated Gain/Loss
Cash and Cash Equivalents				
Fidelity Govt Portfolio CI I #57 FIGXX				
	Combined Sales For The Period 7/ 1/21 - 6/30/22	-23,983.43	23,983.43	
Fidelity Govt Portfolio Inst #2642 FRGXX				
	Combined Sales For The Period 7/ 1/21 - 6/30/22	-424,857.55	424,857.55	
12/02/21	Cash Receipt Short-Term Capital Gain Div Stcg Payable 12/2/21		0.24	0.24
Total Fidelity Govt Portfolio Inst		-\$424,857.55	\$424,857.79	\$0.24
Total Cash and Cash Equivalents		-\$448,840.98	\$448,841.22	\$0.24
Equity				
Amg Gwk Trilogy Emer Wealth Eqty Z TYWIX				
12/16/21	Lt Capital Gains		353.95	353.95
03/30/22	Sold 2,316.436 Shares Trade Date 3/29/22 2,316.436 Shares At 11.54 USD	-28,028.88	26,731.67	-1,297.21
Total Amg Gwk Trilogy Emer Wealth Eqty Z		-\$28,028.88	\$27,085.62	-\$943.26



CENTRAL WA UNIV ENDOWMENT
ACCOUNT NUMBER: XXXXXXXX9000

Page 75 of 85
July 1, 2021 to June 30, 2022

SALE/MATURITY SUMMARY (continued)

	Trade Date	Description	Tax Cost	Proceeds	Estimated Gain/Loss
Causeway Emerging Markets Instl					
#1273					
CEMIX					
	12/22/21	Lt Capital Gains		18,660.39	18,660.39
Chevron Corporation					
CVX					
	09/14/21	Sold 118 Shares Trade Date 9/10/21 Sold Through Cowen and Company, LLC Paid 4.13 USD Brokerage Paid 0.06 USD Sec Fee 118 Shares At 97.28 USD	-14,073.15	11,474.85	-2,598.30
Constellation Energy Corp					
CEG					
	02/10/22	Sold 0.6667 Shares Trade Date 2/10/22 Sold Through Cash In Lieu Of Fractions(Cil) Sold On The OTC Bulletin Board	-17.43	31.62	14.19
	06/10/22	Sold 66 Shares Trade Date 6/8/22 Sold Through Hilltop Securities Inc. Paid 2.31 USD Brokerage Paid 0.10 USD Sec Fee 66 Shares At 64.9179 USD	-1,725.97	4,282.17	2,556.20
Total Constellation Energy Corp			-\$1,743.40	\$4,313.79	\$2,570.39
Dodge Cox Stock Fund I					
#145					
DODGX					
	12/21/21	Lt Capital Gains		1,441.88	1,441.88
	12/21/21	ST Capital Gains		58.02	58.02



CENTRAL WA UNIV ENDOWMENT
ACCOUNT NUMBER: XXXXXXXX9000

Page 76 of 85
July 1, 2021 to June 30, 2022

SALE/MATURITY SUMMARY (continued)

	Trade Date	Description	Tax Cost	Proceeds	Estimated Gain/Loss
	03/29/22	Lt Capital Gains		622.83	622.83
	03/29/22	ST Capital Gains		2.99	2.99
Total Dodge Cox Stock Fund I			\$0.00	\$2,125.72	\$2,125.72
Fidelity Invt Trad Intl Disci #1402 FIADX					
	12/06/21	Lt Capital Gains		19,337.63	19,337.63
	12/06/21	ST Capital Gains		2,093.20	2,093.20
Total Fidelity Invt Trad Intl Disci			\$0.00	\$21,430.83	\$21,430.83
Harding Loevner Frontier Emerging Markets Port Instl HLFMX					
	10/14/21	Sold 5,336.765 Shares Trade Date 10/13/21 5,336.765 Shares At 8.76 USD	-43,387.90	46,750.06	3,362.16
	01/27/22	Sold 3,048.622 Shares Trade Date 1/26/22 3,048.622 Shares At 8.24 USD	-24,785.30	25,120.65	335.35
	06/09/22	Sold 10,113.538 Shares Trade Date 6/8/22 10,113.538 Shares At 7.54 USD	-82,223.06	76,256.08	-5,966.98
Total Harding Loevner Frontier Emerging			-\$150,396.26	\$148,126.79	-\$2,269.47



CENTRAL WA UNIV ENDOWMENT
ACCOUNT NUMBER: XXXXXXXX9000

Page 77 of 85
July 1, 2021 to June 30, 2022

SALE/MATURITY SUMMARY (continued)

	Trade Date	Description	Tax Cost	Proceeds	Estimated Gain/Loss
Harding Loevner International Equity Port Instl #4951 HLMIX					
	12/15/21	Lt Capital Gains		4,087.64	4,087.64
Nuveen Mid Cap Grwth Opp Fd CI I FISGX					
	09/13/21	Sold 88.093 Shares Trade Date 9/10/21 88.093 Shares At 56.01 USD	-4,271.63	4,934.09	662.46
	12/16/21	Lt Capital Gains		32,206.29	32,206.29
	12/16/21	ST Capital Gains		21,685.30	21,685.30
	02/18/22	Sold 575.277 Shares Trade Date 2/17/22 575.277 Shares At 36.20 USD	-23,971.79	20,825.03	-3,146.76
	06/09/22	Sold 2,298.79 Shares Trade Date 6/8/22 2,298.79 Shares At 30.88 USD	-84,852.75	70,986.64	-13,866.11
	06/09/22	Sold 3,722.944 Shares Trade Date 6/8/22 3,722.944 Shares At 30.88 USD	-167,296.29	114,964.51	-52,331.78
Total Nuveen Mid Cap Grwth Opp Fd CI I			-\$280,392.46	\$265,601.86	-\$14,790.60
Nuveen Small Cap Select Fd CI I ARSTX					
	12/16/21	Lt Capital Gains		6,969.03	6,969.03



CENTRAL WA UNIV ENDOWMENT
ACCOUNT NUMBER: XXXXXXXX9000

Page 78 of 85
July 1, 2021 to June 30, 2022

SALE/MATURITY SUMMARY (continued)

Trade Date	Description	Tax Cost	Proceeds	Estimated Gain/Loss
12/16/21	ST Capital Gains		6,969.02	6,969.02
Total Nuveen Small Cap Select Fd CII		\$0.00	\$13,938.05	\$13,938.05
Ringcentral Inc Class A RNG				
02/22/22	Sold 56 Shares Trade Date 2/17/22 Sold Through Sidco/Virtu Americas Paid 1.96 USD Brokerage Paid 0.05 USD Sec Fee Sold On The New York Stock Exchange, Inc. 56 Shares At 155.8901 USD	-10,191.44	8,727.84	-1,463.60
Schwab Charles Corp SCHW				
06/10/22	Sold 77 Shares Trade Date 6/8/22 Sold Through Hilltop Securities Inc. Paid 2.70 USD Brokerage Paid 0.12 USD Sec Fee 77 Shares At 65.8317 USD	-2,513.02	5,066.22	2,553.20
Spdr S P 500 Etf SPY				
05/11/22	Sold 34 Shares Trade Date 5/9/22 Sold Through Sidco/Virtu Americas Paid 1.19 USD Brokerage Paid 0.07 USD Sec Fee 34 Shares At 400.8201 USD	-10,931.34	13,626.62	2,695.28



CENTRAL WA UNIV ENDOWMENT
ACCOUNT NUMBER: XXXXXXXX9000

Page 79 of 85
July 1, 2021 to June 30, 2022

SALE/MATURITY SUMMARY (continued)

	Trade Date	Description	Tax Cost	Proceeds	Estimated Gain/Loss
Splunk Inc SPLK					
	02/22/22	Sold 64 Shares Trade Date 2/17/22 Sold Through Sidco/Virtu Americas Paid 2.24 USD Brokerage Paid 0.04 USD Sec Fee 64 Shares At 117.2201 USD	-9,866.61	7,499.81	-2,366.80
T Rowe Price Intl Val Eqty Fd Intl #127 TRIGX					
	12/21/21	ST Capital Gains		66.37	66.37
T Rowe Price Mid Cap Value Fund #115 TRMCX					
	12/17/21	Lt Capital Gains		11,369.18	11,369.18
	12/17/21	ST Capital Gains		3,362.72	3,362.72
Total T Rowe Price Mid Cap Value Fund			\$0.00	\$14,731.90	\$14,731.90
T Rowe Price Sm Cap Val #46 PRSVX					
	12/16/21	Lt Capital Gains		9,048.61	9,048.61
	12/16/21	ST Capital Gains		2,193.60	2,193.60
Total T Rowe Price Sm Cap Val			\$0.00	\$11,242.21	\$11,242.21



CENTRAL WA UNIV ENDOWMENT
ACCOUNT NUMBER: XXXXXXXX9000

Page 80 of 85
July 1, 2021 to June 30, 2022

SALE/MATURITY SUMMARY (continued)

	Trade Date	Description	Tax Cost	Proceeds	Estimated Gain/Loss
Technology Select Sector Spdr Fund					
Etf					
XLK					
	06/07/22	Sold 100 Shares Trade Date 6/3/22 Sold Through Intl Trading Inc. Paid 3.50 USD Brokerage Paid 0.32 USD Sec Fee Sold On The OTC Bulletin Board 100 Shares At 139.755 USD	-4,756.49	13,971.68	9,215.19
Virtus Zevenbergen Innovative Growth					
SCATX					
	06/06/22	Sold 1,100.225 Shares Trade Date 6/3/22 1,100.225 Shares At 31.46 USD	-59,038.07	34,613.08	-24,424.99
Warner Bros Discovery Inc Series A					
WBD					
	04/26/22	Sold 0.5705 Shares Trade Date 4/26/22 Sold Through Cash In Lieu Of Fractions(Cil) Sold On The OTC Bulletin Board	-14.51	11.68	-2.83
	06/07/22	Sold 132 Shares Trade Date 6/3/22 Sold Through Intl Trading Inc. Paid 4.62 USD Brokerage Paid 0.05 USD Sec Fee Sold On The OTC Bulletin Board 132 Shares At 17.205 USD	-3,226.82	2,266.39	-960.43
Total Warner Bros Discovery Inc Series A			-\$3,241.33	\$2,278.07	-\$963.26
Total Equity			-\$575,172.45	\$628,669.34	\$53,496.89



CENTRAL WA UNIV ENDOWMENT
ACCOUNT NUMBER: XXXXXXXX9000

Page 81 of 85
July 1, 2021 to June 30, 2022

SALE/MATURITY SUMMARY (continued)

	Trade Date	Description	Tax Cost	Proceeds	Estimated Gain/Loss
Fixed Income Taxable					
Apple Inc					
2.700 05/13/2022					
037833BF6					
	05/13/22	Matured 50,000 Par Value Trade Date 5/13/22 50,000 Par Value At 100 %	-50,162.50	50,000.00	-162.50
Ishares Iboxx Invst Grade Crp Bond Etf LQD					
	01/25/22	Sold 370 Shares Trade Date 1/21/22 Sold Through Sidco/Virtu Americas Paid 12.95 USD Brokerage Paid 0.25 USD Sec Fee 370 Shares At 128.8714 USD	-50,556.43	47,669.22	-2,887.21
Ishares 20 Year Treasury Bond Etf TLT					
	01/25/22	Sold 200 Shares Trade Date 1/21/22 Sold Through Sidco/Virtu Americas Paid 7.00 USD Brokerage Paid 0.15 USD Sec Fee 200 Shares At 143.4214 USD	-32,918.94	28,677.13	-4,241.81
T Rowe Price Intl Bond Fund #76 RPIBX					
	12/21/21	Lt Capital Gains		23.49	23.49



CENTRAL WA UNIV ENDOWMENT
ACCOUNT NUMBER: XXXXXXXX9000

Page 82 of 85
July 1, 2021 to June 30, 2022

SALE/MATURITY SUMMARY (continued)

Trade Date	Description	Tax Cost	Proceeds	Estimated Gain/Loss
01/24/22	Sold 469.748 Shares Trade Date 1/21/22 469.748 Shares At 8.99 USD	-4,467.30	4,223.03	-244.27
Total T Rowe Price Intl Bond Fund		-\$4,467.30	\$4,246.52	-\$220.78
Tiaa Cref Inflation Lnkd Bd Fd Adv				
#3481				
TIIHX				
12/13/21	Lt Capital Gains		819.52	819.52
12/13/21	ST Capital Gains		19.99	19.99
Total Tiaa Cref Inflation Lnkd Bd Fd Adv		\$0.00	\$839.51	\$839.51
Total Fixed Income Taxable		-\$138,105.17	\$131,432.38	-\$6,672.79
Real Assets				
Nuveen Real Estate Secs I				
FARCX				
12/16/21	Lt Capital Gains		12,102.21	12,102.21
12/16/21	ST Capital Gains		9,193.11	9,193.11
01/27/22	Sold 1,405.205 Shares Trade Date 1/26/22 1,405.205 Shares At 20.64 USD	-30,937.95	29,003.43	-1,934.52
Total Nuveen Real Estate Secs I		-\$30,937.95	\$50,298.75	\$19,360.80



CENTRAL WA UNIV ENDOWMENT
ACCOUNT NUMBER: XXXXXXXX9000

Page 83 of 85
July 1, 2021 to June 30, 2022

SALE/MATURITY SUMMARY (continued)

Trade Date	Description	Tax Cost	Proceeds	Estimated Gain/Loss
	Spdr Dow Jones International Real Estate Etf RWX			
09/14/21	Sold 764 Shares Trade Date 9/10/21 Sold Through Cowen and Company, LLC Paid 26.74 USD Brokerage Paid 0.15 USD Sec Fee 764 Shares At 37.738 USD	-28,631.65	28,804.94	173.29
Total Real Assets		-\$59,569.60	\$79,103.69	\$19,534.09
Total Sales & Maturities		-\$1,221,688.20	\$1,288,046.63	\$66,358.43

SALE/MATURITY SUMMARY MESSAGES

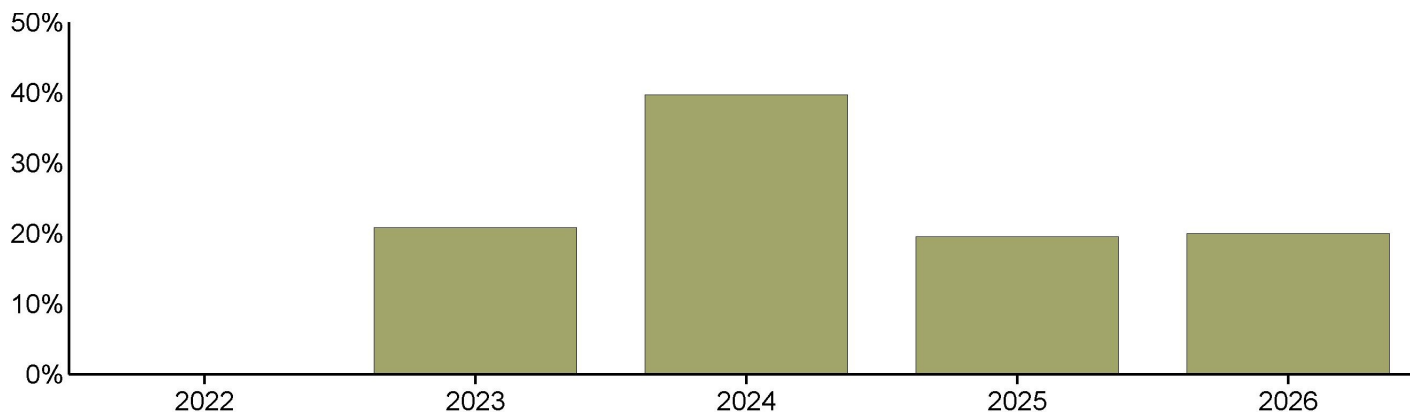
Realized gains / losses are preliminary and approximate and should not be used for income tax purposes



CENTRAL WA UNIV ENDOWMENT
ACCOUNT NUMBER: XXXXXXXX9000

Page 84 of 85
July 1, 2021 to June 30, 2022

BOND SUMMARY



	Par Value	Market Value	Percentage of Category
MATURITY			
2022	0.00	0.00	0.00
2023	100,000.00	100,273.00	20.81
2024	200,000.00	191,246.00	39.69
2025	100,000.00	94,125.00	19.52
2026	100,000.00	96,311.00	19.98
Total of Category	\$500,000.00	\$481,955.00	100.00

MOODY'S RATING			
A1	100,000.00	96,311.00	19.98
A2	200,000.00	194,398.00	40.34
A3	200,000.00	191,246.00	39.68
Total of Category	\$500,000.00	\$481,955.00	100.00



CENTRAL WA UNIV ENDOWMENT
ACCOUNT NUMBER: XXXXXXXXX9000

Page 85 of 85
July 1, 2021 to June 30, 2022

BOND SUMMARY (continued)

	Par Value	Market Value	Percentage of Category
S&P RATING			
A	300,000.00	290,709.00	60.32
A-	200,000.00	191,246.00	39.68
Total of Category	\$500,000.00	\$481,955.00	100.00

BOND SUMMARY MESSAGES

Data contained within this section excluded Mutual Funds, Exchange Traded Funds, and Closed-Ended Funds.



THIS PAGE WAS INTENTIONALLY LEFT BLANK