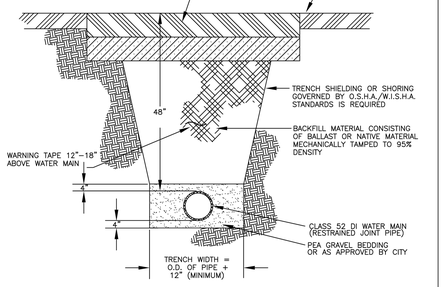

NOTES:

1. WATERMAIN PRESSURE TEST SHALL BE COMPLETED AFTER SERVICES AND OTHER WATERMAIN PENETRATIONS ARE COMPLETED.

2. CONTRACTOR MUST FOLLOW ALL THE INSTRUCTIONS CONTAINED IN WATERMAIN INSTALLATION POLICY.

3. IF PIPE IS LAYED WITHIN ORDINARY HIGH WATER ELEVATION, PLACE SUITABLE NATIVE OR CLAY DAMS IN PLACE OF PEA GRAVEL BEDDING EVERY 300' OF PIPE. THIS WILL HELP PROVIDE A GROUND WATER DAM.

**INSTALL BRONZE CONTINUITY WEDGES AT EACH JOINT & AT COUPLERS TO MAINTAIN ELECTRICAL CONDUCTIVITY OF MAIN. CITY CREWS WILL TEST MAIN FOR CONDUCTIVITY WHEN COMPLETE.

USE # OF BRONZE CONTINUITY WEDGES PER JOINT
2 EA.-4"
3 EA.-6" & 8"
4 EA.-10" OR LARGER

REVISED 03-15-10

City of Ellensburg WASHINGTON | CITY OF ELLENSBURG STANDARD PLANS & DETAILS | WATER TRENCH | PLAN NO. WT-10
DRAWN BY: HLG | DATE: 09-20-96 | UPDATED BY: | SCALE: NONE

1

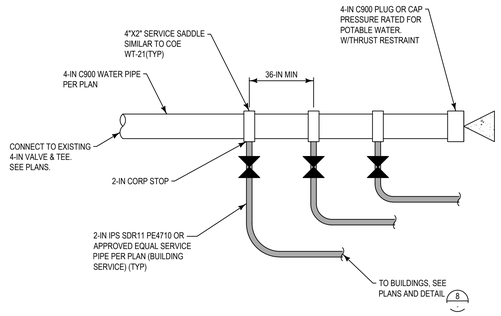

NTS
Service Manifold 5

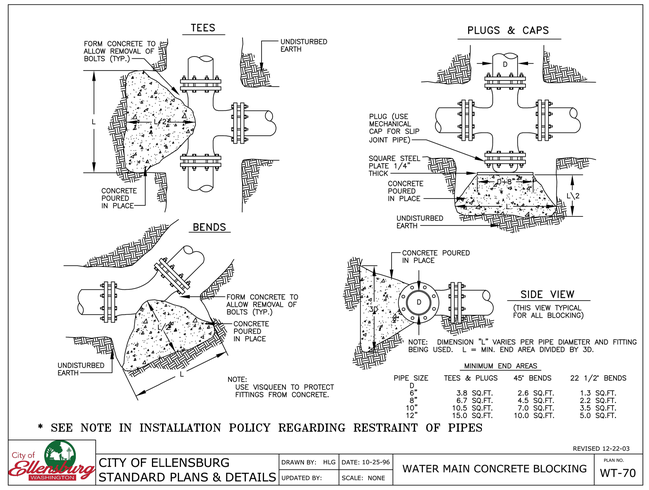

NOTE: DIMENSION "L" VARIES PER PIPE DIAMETER AND FITTING BEING USED. L = MIN. END AREA DIVIDED BY 3D.

MINIMUM END AREAS

PIPE SIZE D	TEES & PLUGS	45° BENDS	22 1/2° BENDS
6"	3.8 SQ.FT.	2.6 SQ.FT.	1.3 SQ.FT.
8"	6.7 SQ.FT.	4.5 SQ.FT.	2.2 SQ.FT.
10"	10.5 SQ.FT.	7.0 SQ.FT.	3.5 SQ.FT.
12"	15.0 SQ.FT.	10.0 SQ.FT.	5.0 SQ.FT.

* SEE NOTE IN INSTALLATION POLICY REGARDING RESTRAINT OF PIPES

REVISED 12-22-03

City of Ellensburg WASHINGTON | CITY OF ELLENSBURG STANDARD PLANS & DETAILS | WATER MAIN CONCRETE BLOCKING | PLAN NO. WT-70
DRAWN BY: HLG | DATE: 10-25-96 | UPDATED BY: | SCALE: NONE

2

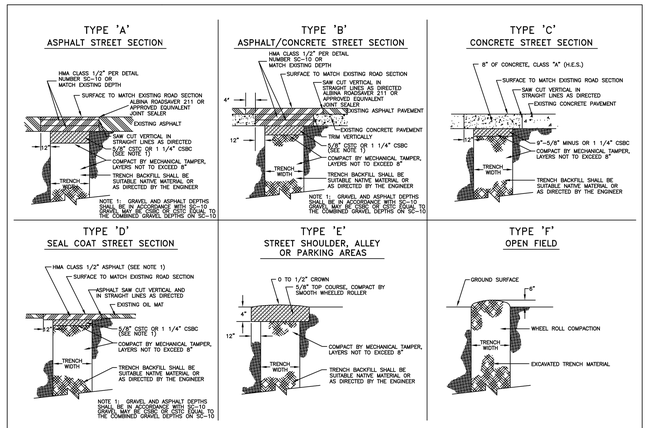

NOTE: USE 5/8" MINUS TO TEMPORARILY FILL TRENCHES TO FINISH GRADE, PRIOR TO PATCHING WITH ACP.

REVISED 08-10-05

City of Ellensburg WASHINGTON | CITY OF ELLENSBURG STANDARD PLANS & DETAILS | SURFACE RESTORATION FOR TRENCHES | PLAN NO. SC-30
DRAWN BY: HLG | DATE: 10-25-96 | UPDATED BY: | SCALE: NONE

4

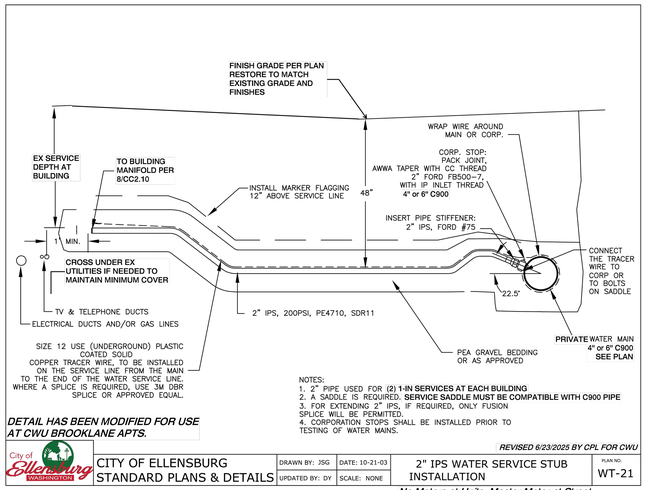

NOTES:
1. 2" PIPE USED FOR (2) 1-IN SERVICES AT EACH BUILDING
2. A SADDLE IS REQUIRED. SERVICE SADDLE MUST BE COMPATIBLE WITH C900 PIPE
3. FOR EXTENDING 2" IPS, IF REQUIRED, ONLY FUSION SPLICE WILL BE PERMITTED.
4. CORPORATION STOPS SHALL BE INSTALLED PRIOR TO TESTING OF WATER MAINS.

DETAIL HAS BEEN MODIFIED FOR USE AT CWU BROOKLANE APTS.

REVISED 6/23/2025 BY CPL FOR CWU

City of Ellensburg WASHINGTON | CITY OF ELLENSBURG STANDARD PLANS & DETAILS | 2" IPS WATER SERVICE STUB INSTALLATION | PLAN NO. WT-21
DRAWN BY: JSG | DATE: 10-21-03 | UPDATED BY: DY | SCALE: NONE

No Meters at Units, Master Meter at Street

7

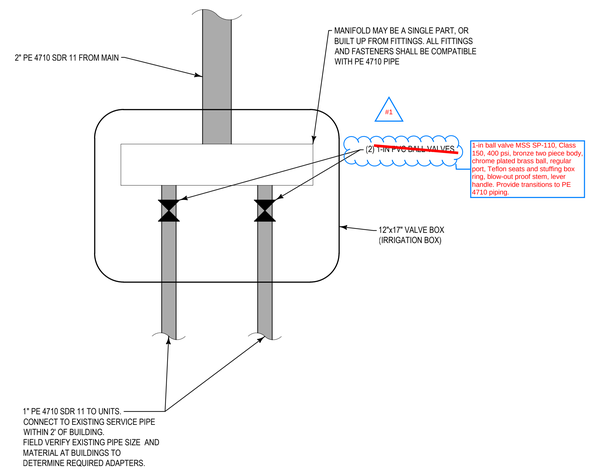

NTS
Typical Service Connection at Each Building 8

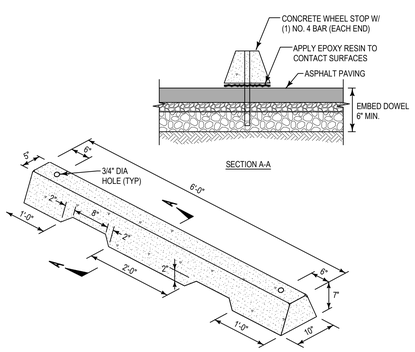

NTS
Port Style Wheel Stop 9

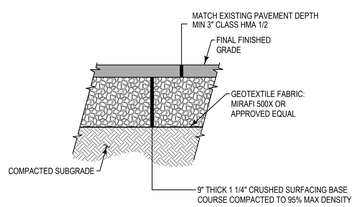

NOTES:

1. FOR USE IN ON SITE PARKING ONLY; NOT FOR USE IN RIGHT OF WAY
2. SEE SPECIFICATIONS FOR GENERAL ASPHALT PAVING NOTES

NTS
Asphalt Paving Section 10

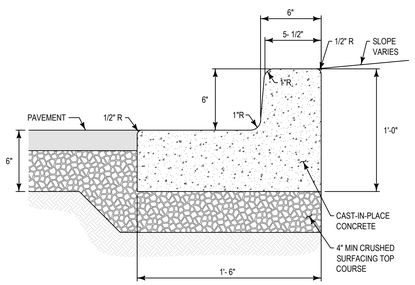

NTS
Concrete Curb And Gutter 11

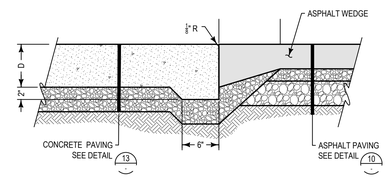

NTS
Concrete Paving Transition to Asphalt Paving 12

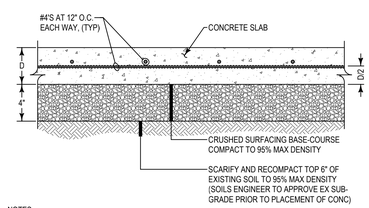

NOTES:

1. D=8-IN AT FIRELANE AND 5 1/2" -IN AT VEHICULAR USE PAVING.
2. JOINTING LAYOUT AND FINISH PER LANDSCAPE.

NTS
Heavy Duty Concrete Pavement 13

COUGHLIN PORTER LUNDEEN
801 SECOND AVENUE, SUITE 900
SEATTLE, WA 98104
(206) 343-0460 www.cplinc.com

Stamp

KEITH A. KRAUSE, STATE OF WASHINGTON, 38871, REGISTERED PROFESSIONAL ENGINEER
07/15/25

Revisions

#1 ADD #1 7/31/2025

Central Washington University Brooklane Appts Water Service

CWU PROJECT NUMBER: 16387-02

1900 N. Brooklane St.
Ellensburg, WA 98926

Drawing Title

DETAILS

Keymap

Date:	2025-07-18
Job No:	C23148
Drawn By:	JL
Checked By:	KAW
Approved By:	KNK
Scale:	Horiz: Vert:

Drawing No.

CB2.10

Call Before You Dig. 8-1-1 or 1-800-424-5555 Underground Service (USA)

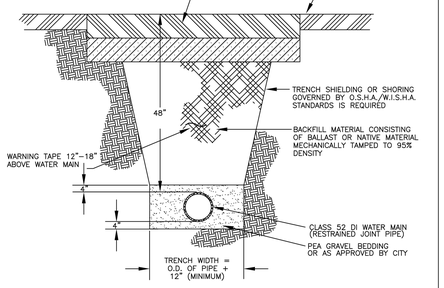

NOTES:

1. WATERMAIN PRESSURE TEST SHALL BE COMPLETED AFTER SERVICES AND OTHER WATERMAIN PENETRATIONS ARE COMPLETED.

2. CONTRACTOR MUST FOLLOW ALL THE INSTRUCTIONS CONTAINED IN WATERMAIN INSTALLATION POLICY.

3. IF PIPE IS LAYED WITHIN ORDINARY HIGH WATER ELEVATION, PLACE SUITABLE NATIVE OR CLAY DAMS IN PLACE OF PEA GRAVEL BEDDING EVERY 300' OF PIPE. THIS WILL HELP PROVIDE A GROUND WATER DAM.

**INSTALL BRONZE CONTINUITY WEDGES AT EACH JOINT & AT COUPLERS TO MAINTAIN ELECTRICAL CONDUCTIVITY OF MAIN. CITY CREWS WILL TEST MAIN FOR CONDUCTIVITY WHEN COMPLETE.

USE # OF BRONZE CONTINUITY WEDGES PER JOINT
2 EA.–4"
3 EA.–6" & 8"
4 EA.–10" OR LARGER

REVISED 03-15-10

City of Ellensburg WASHINGTON | CITY OF ELLENSBURG STANDARD PLANS & DETAILS | WATER TRENCH | PLAN NO. WT-10
DRAWN BY: HLG | DATE: 09-20-96 | UPDATED BY: | SCALE: NONE

1

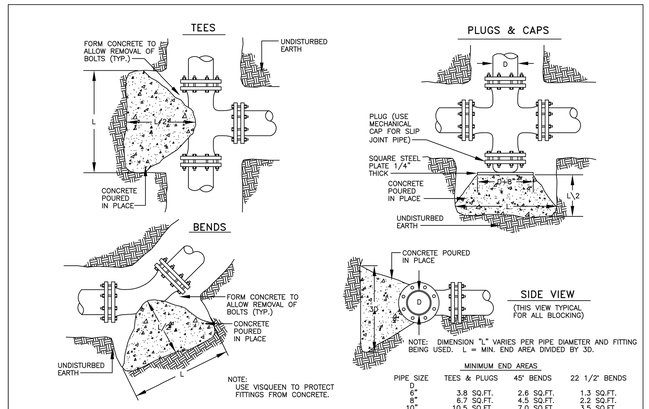

NOTE: DIMENSION "L" VARIES PER PIPE DIAMETER AND FITTING BEING USED. L = MIN. END AREA DIVIDED BY 3D.

MINIMUM END AREAS

PIPE SIZE D	TEES & PLUGS	45° BENDS	22 1/2° BENDS
6"	3.8 SQ.FT.	2.6 SQ.FT.	1.3 SQ.FT.
8"	6.7 SQ.FT.	4.5 SQ.FT.	2.2 SQ.FT.
10"	10.5 SQ.FT.	7.0 SQ.FT.	3.5 SQ.FT.
12"	15.0 SQ.FT.	10.0 SQ.FT.	5.0 SQ.FT.

* SEE NOTE IN INSTALLATION POLICY REGARDING RESTRAINT OF PIPES

REVISED 12-22-03

City of Ellensburg WASHINGTON | CITY OF ELLENSBURG STANDARD PLANS & DETAILS | DRAWN BY: HLG | DATE: 10-25-96 | UPDATED BY: | SCALE: NONE | WATER MAIN CONCRETE BLOCKING | PLAN NO. WT-70

2

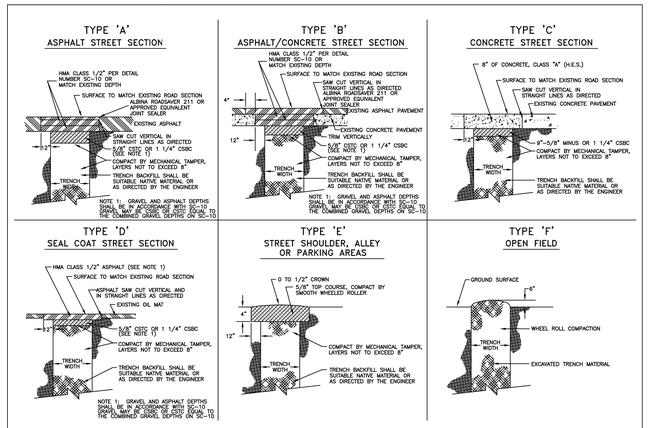

NOTE: USE 5/8" MINUS TO TEMPORARILY FILL TRENCHES TO FINISH GRADE, PRIOR TO PATCHING WITH ACP.

REVISED 08-10-05

City of Ellensburg WASHINGTON | CITY OF ELLENSBURG STANDARD PLANS & DETAILS | DRAWN BY: HLG | DATE: 10-25-96 | UPDATED BY: | SCALE: NONE | SURFACE RESTORATION FOR TRENCHES | PLAN NO. SC-30

4

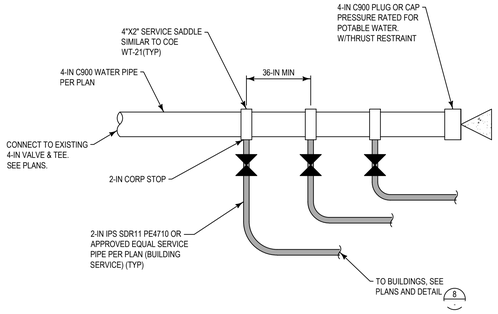

NTS

Service Manifold 5

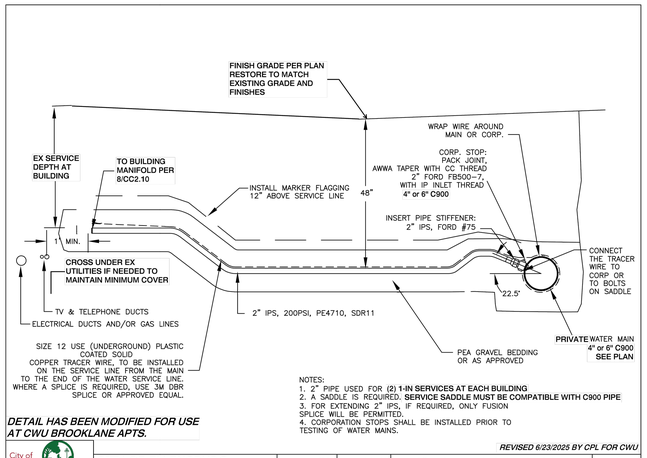

NOTES:
1. 2" PIPE USED FOR (2) **1-IN SERVICES AT EACH BUILDING**
2. A SADDLE IS REQUIRED. **SERVICE SADDLE MUST BE COMPATIBLE WITH C900 PIPE**
3. FOR EXTENDING 2" IPS, IF REQUIRED, ONLY FUSION SPLICE WILL BE PERMITTED.
4. CORPORATION STOPS SHALL BE INSTALLED PRIOR TO TESTING OF WATER MAINS.

DETAIL HAS BEEN MODIFIED FOR USE AT CWU BROOKLANE APTS.

REVISED 6/23/2025 BY CPL FOR CWU

City of Ellensburg WASHINGTON | CITY OF ELLENSBURG STANDARD PLANS & DETAILS | DRAWN BY: JSG | DATE: 10-21-03 | UPDATED BY: DY | SCALE: NONE | 2" IPS WATER SERVICE STUB INSTALLATION | PLAN NO. WT-21

No Meters at Units, Master Meter at Street

7

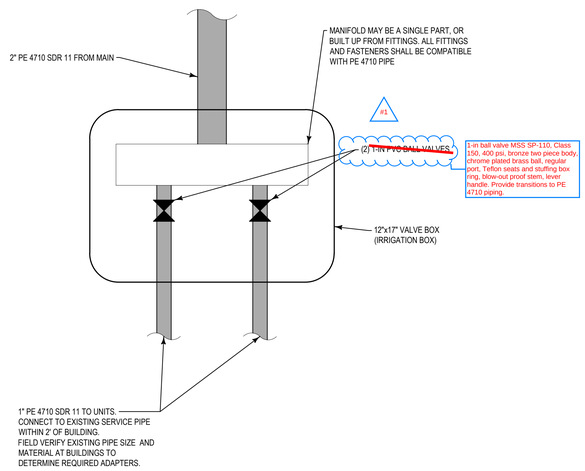

NTS

Typical Service Connection at Each Building 8

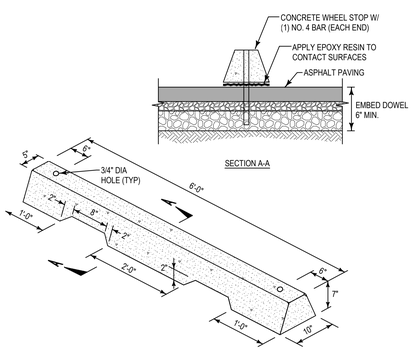

NTS

Port Style Wheel Stop 9

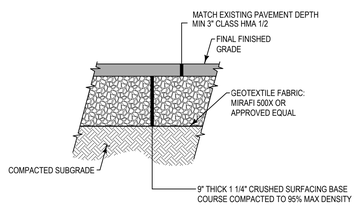

NOTES:

1. FOR USE IN ON SITE PARKING ONLY; NOT FOR USE IN RIGHT OF WAY
2. SEE SPECIFICATIONS FOR GENERAL ASPHALT PAVING NOTES

NTS

Asphalt Paving Section 10

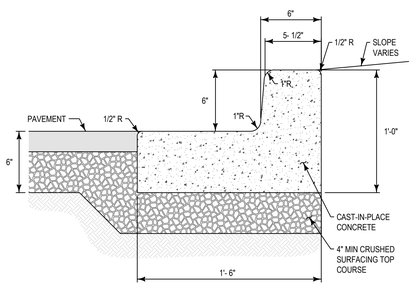

NTS

Concrete Curb And Gutter 11

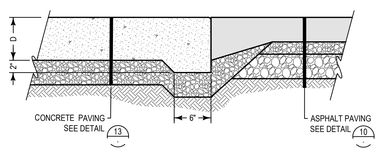

NTS

Concrete Paving Transition to Asphalt Paving 12

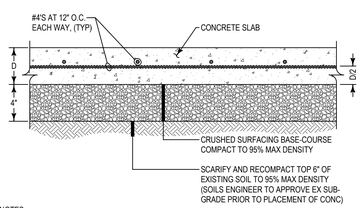

NOTES:

1. D=8-IN AT FIRELANE AND 5 1/2" -IN AT VEHICULAR USE PAVING.
2. JOINTING LAYOUT AND FINISH PER LANDSCAPE.

NTS

Heavy Duty Concrete Pavement 13

COUGHLIN PORTER LUNDEEN

801 SECOND AVENUE, SUITE 900
SEATTLE, WA 98104

(206) 343-0460 www.cplinc.com

Stamp

KEITH N. KRAUSE, STATE OF WASHINGTON, 38871, REGISTERED PROFESSIONAL ENGINEER

07/15/25

Revisions

#1 ADD #1 7/31/2025

Central Washington University Brooklane Appts Water Service

CWU PROJECT NUMBER: 16387-02

1900 N. Brooklane St.
Ellensburg, WA 98926

Drawing Title

DETAILS

Keymap

Date:	2025-07-18
Job No:	C23148
Drawn By:	JL
Checked By:	KAW
Approved By:	KNK
Scale:	Horiz: Vert:

Drawing No.

CC2.10

Call Before You Dig. 8-1-1 or 1-800-424-5555 Underground Service (USA)