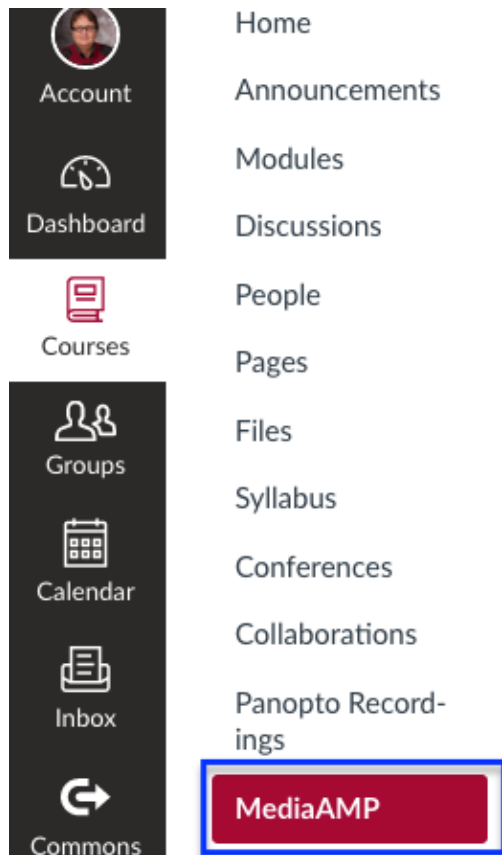


Upload Media Into Canvas MediaAMP LTI

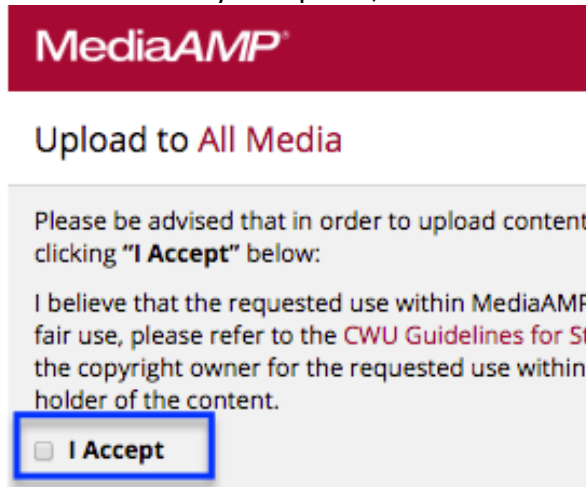
1. Log in to Canvas at canvas.cwu.edu
2. Select MediaAMP from the course menu.



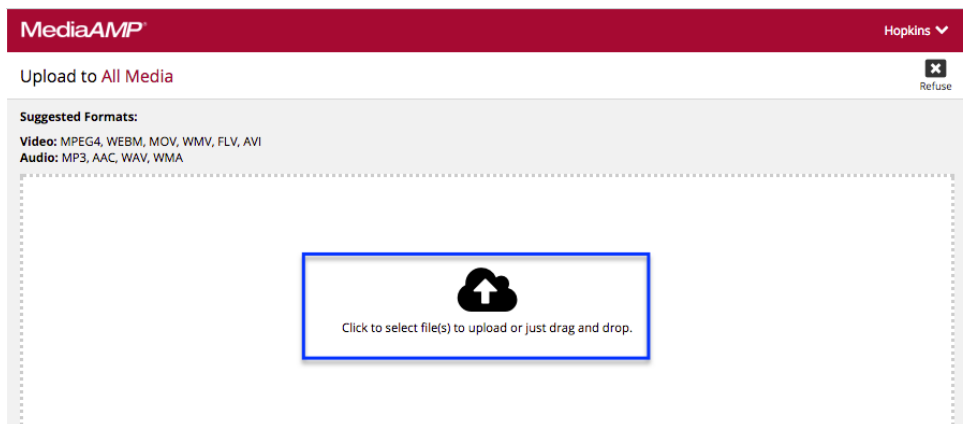
3. Select the Upload icon on the right of the page.



4. To continue your upload, read the fair use agreement, and Accept.




5. Drag and drop files or click cloud icon to choose files.





Be aware that it may take several minutes to upload large video files, as for each video uploaded, Modalis creates 4-5 additional videos of various sizes to be played on mobile devices, laptops, and desktops according to bandwidth.

6. Do not refresh the page while the video is processing.

All Media

Sort by 

100% 



Uploading...

Titled Murray Congrats to Brooks.mp4	21
Owner: hopkins	O
Added: Jul 10, 2017	A