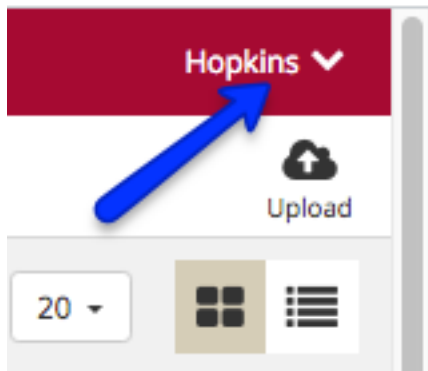
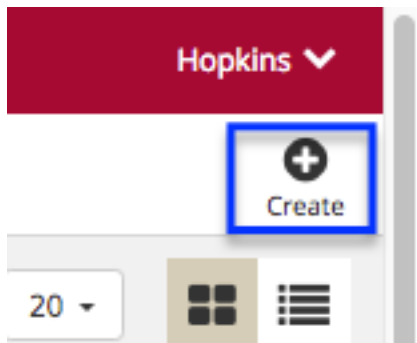


How to Create A Collection in MediaAMP

1. Log in to [Canvas](#)
2. Select MediaAMP from the course menu.
3. On right side of page, select drop down menu under your user name.



4. Select Collections.
5. Select Create.



6. Give your collection a descriptive title, such as PSY 300 Lectures (you can put sub-lists in this Collection as playlists, a separate MediaAMP tool), and some Description, to make it easy to search for once you start adding a lot of media.

Create Collection

Title

TEST - Ant Farm Collection

Description

Test

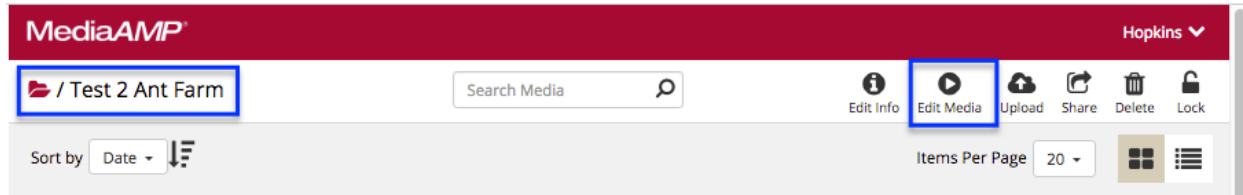
Options

+ Add Media

Cancel **Create**

7. Select the Create button.

8. If you have media already in MediaAMP that you want to add to your new Collection, you Edit Media to bring up the drag n drop window.



9. Or, upload into ***IMPORTANT: THIS COLLECTION ONLY** by selecting Upload *while you are inside the selected Collection*

