

Central Washington University

Annual Report

of

External Grant and Contract Activities

for

Fiscal Year July 1, 2001—June 30, 2002

Annual Report Summary

The annual report covers the period from July 1, 2001 to June 30, 2002. This is the first time we are using the fiscal year as a report period. In the past, annual reports covered all the grants submitted during the academic year with awards counted as they came in, generally through the end of November of the following academic year.

This fiscal year, the Office of Grants and Sponsored Research worked with 72 different CWU faculty and staff to submit 120 proposals requesting a total of \$10,716,132. The amount of external funds awarded to the university during this period was \$3,670,147. Because of the change in the accounting system used to tally awards, the amount of funding for this 2001-2002 fiscal year shows a decrease over last year. Figure 1 provides a comparison of grant award activity over the past five years.

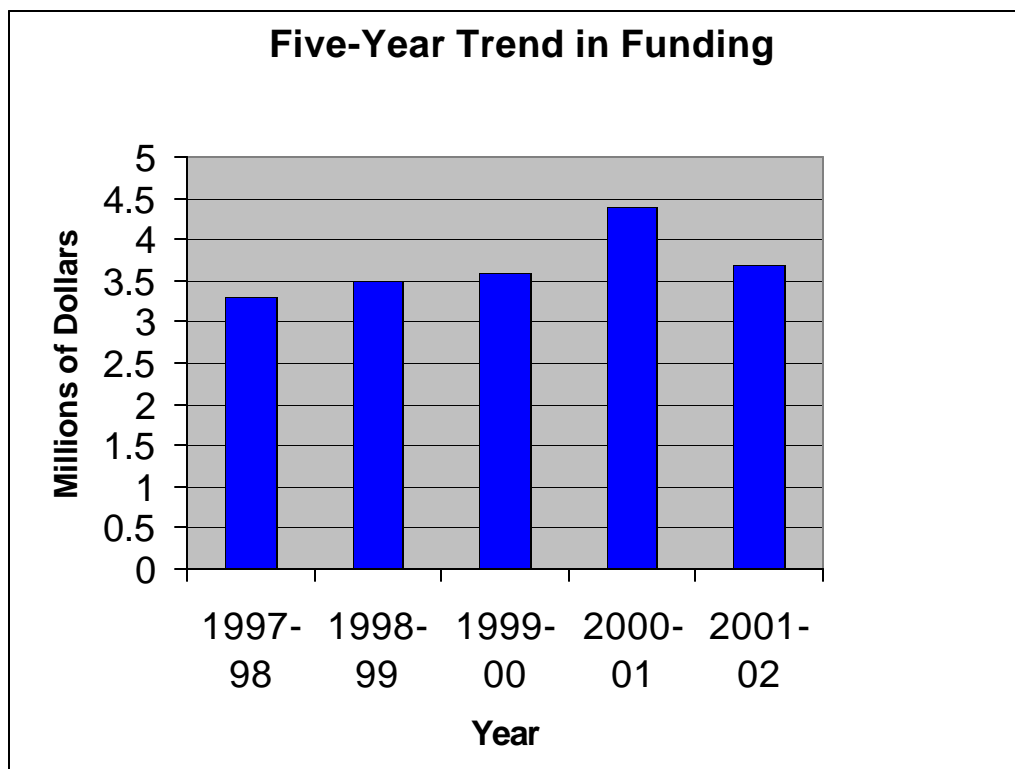


Figure 1. Total Amount of Funding from External Grant Awards, 1997—2002*

* Accounting system change in FY 2001-02 with awards counted through June 30, 2002.

Federal, state, private, and other sources contributed to the overall external funding base. The largest percentage of external support came from federal grant awards representing 64% of the sponsored support, with state funding representing 28%. Funding from non-profit organizations and for-profit corporations combined accounted for 4% of the support, with other sources also providing 4%. (Figure 2). Additionally, the university earned nearly \$380,000 in indirect costs.

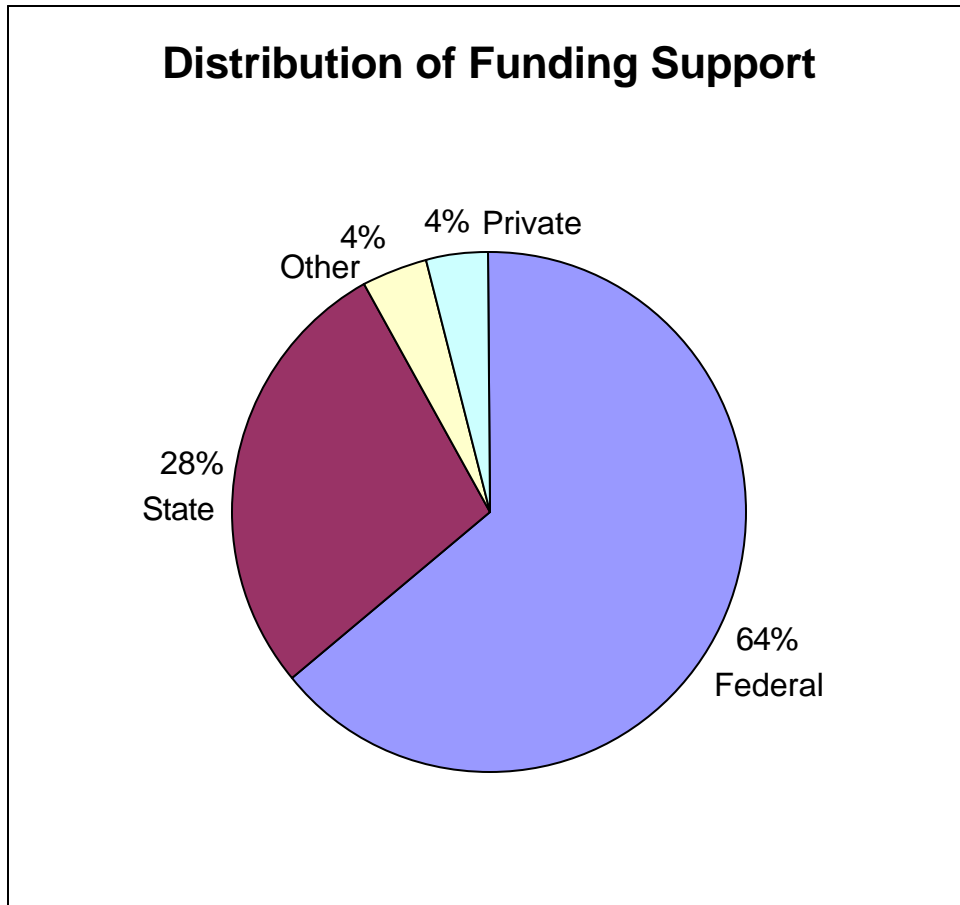


Figure 2. Percentage of external funding support from federal, state, private, and other sources.

The largest percentage of funds, 44%, was awarded to the College of the Sciences. Second was the College of Education and Professional Studies with 26%. Third was the Office of Graduate Studies and Research at 10% followed by Student Affairs and Continuing Education both at 8%. The College of Arts and Humanities received 1% of external funding. Figure 3 provides a graphical view of the percentage of awards received by each academic unit.

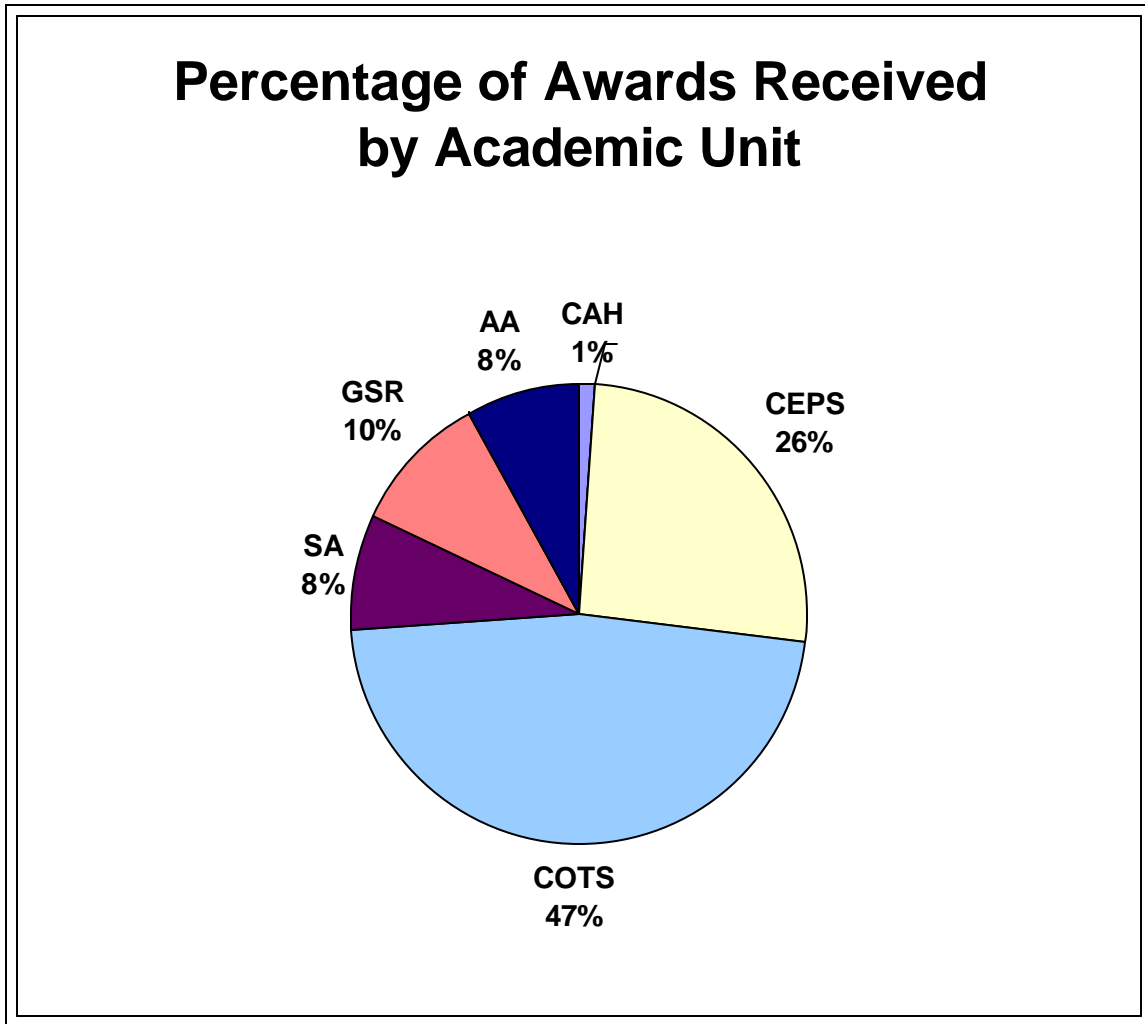


Figure 3. Grant Award Distribution by Academic Unit

COTS = College of the Sciences
CEPS = College of Education and Professional Studies
CAH = College of Arts and Humanities
AA= Academic Affairs
GSR = Graduate Studies and Research
SA = Student Affairs

EXTERNAL AWARDS BY SOURCE

Each of the following agencies provided either grant or contract support during the fiscal year. Though some made multiple awards, each agency is listed only once.

Federal Agencies

Corporation for National Service
Department of Agriculture, Wenatchee National Forest
Department of Defense, National Imagery and Mapping Agency
Department of Education
Department of Interior, Bureau of Land Management
Department of Interior, Bureau of Reclamation
Department of Interior, National Park Service
Lawrence Livermore National Laboratory
National Aeronautic and Space Administration
National Science Foundation
National Writing Project

State Agencies

Campus Compact, Western Washington University
Educational Service District 105
Grant County Public Utility District
North Central ESD
Oregon Department of Agriculture
Washington Department of Social and Health Services
Washington State Attorney General's Office
Washington State Higher Education Coordinating Board
Washington State Superintendent for Public Instruction
Washington State Parks

Private and Other Sources

Cancer Treatment Research Foundation
Charter Communications
Confederated Tribes of the Umatilla
East-West Center
Friends of South Cle Elum Depot
Mazamas
Morningside Academy
M. J. Murdock Trust
National Council for Undergraduate Research
National Food Service Management Institute
Washington Association of Sheriffs and Police Chiefs
Yakama Nation

Summary of Grant Activity by Academic Unit 2001-2002

	<u>Proposals Submitted</u>	<u>Awards</u>	<u>Carryover 2000-01 Pending Awards</u>	<u>Pending 2001-02 Proposals</u>	<u>Amount Funded</u>
Academic Affairs	4	2	0	2	311,725
College of Arts and Humanities	7	3	0	1	53,400
College of Business	1	1	0	0	3,000
College of Education and Professional Studies	24	15	2	4	973,294
College of the Sciences	62	28	3	24	1,648,278
Graduate Studies and Research	14	5	1	7	365,150
Business Affairs	1	1	0	0	9,800
Student Affairs	7	5	0	1	305,500
Total	120	60	6	39	3,670,147

FY 2001-2002 GRANT ACTIVITY

College of Business

Principal Investigator	Project/ Agency	Request	Indirect	Status	Amount
Rex Moody	Customer Satisfaction Survey/ Charter Communications	3,000	450	Funded	3,000

College of Arts and Humanities

Principal Investigator	Project/ Agency	Request	Indirect	Status	Amount
Beatrice Coleman	E-Portfolios/ NWACC	10,000	0	Denied	0
Bobby Cummings	CWU Writing Project/ National Writing Project	28,000	0	Funded	28,000
Lila Harper	Edwin Abbott's Flatland/ American Council of Learned Societies	30,000	0	Denied	0
Merle Kunz	Washington History Day/ OSPI	4,000	0	Funded	4,000
Josh Nelson	Cultures of Authority/ East-West Center	21,400	0	Funded	21,400
<i>Josh Nelson</i>	<i>Chinese Professorship/ Casten Family Found.</i>	<i>90,000</i>	<i>0</i>	<i>Pending</i>	
Chiyang Li	Issues in Science & Religion/ Center for Theology and Natural Sciences	10,000	0	Denied	0

FY 2001-2002 GRANT ACTIVITY

College of Education and Professional Studies

Principal Investigator	Project/ Agency	Request	Indirect	Status	Amount
Osman Alawiye	Student Teaching Center/ ESD 105	4,450	0	Funded	4,450
Ethan Bergman	Plate Waste in Elementary Schools/ Food Management Service Inst.	30,000	2,674	Funded	30,000
Ethan Bergman	Non-Fat Chocolate Milk/ Dairy Management Inc.	37,914	0	Denied	0
Ethan Bergman	Nutrition Status of Hispanic Clients/ WA State Attorney General's Office	91,068	3,519	Funded	91,068
Ann Black	Special Education Tech Center 2001-02/ OSPI	273,000	21,840	Funded	283,000
Jan Bowers	<i>AAFCS Builds Healthy Families/ AAFCS</i>	<i>7,500</i>	<i>0</i>	<i>Pending</i>	
Jan Bowers	Family Life Education Center/ Foundation for Early Learning	20,000	0	Denied	0
Jan Bowers	Institutionalizing Service-Learning/ Campus Compact, WWU	4,334	0	Funded	4,333
Jan Bowers	<i>Teacher Preparation/ USDA</i>	<i>104,374</i>	<i>4,502</i>	<i>Pending</i>	
Jan Bowers	Teen Aware, 2001-02/ OSPI	18,510	260	Funded	18,510
Jan Bowers	Scientific Skills/Community Problems/ OSPI	35,000	0	Funded	35,000
Tim Burnham	Aerobic Exercise & Cancer Patients/ Cancer Treatment Research Found.	81,560	16,311	Funded	64,781
Carol Carrothers	Disability Services, 20021-02 North Central ESD	7,300	540	Funded	7,300
Lee Chapman	PEAB Advisory Board/ OSPI	500	0	Funded	500
Shawn Christiansen	Increasing Access to Child Care/ WA HEC Board	37,500	3,000	Funded	34,500
Christina Curran	Exceptional Difference in Education/ OSPI	5,400	400	Funded	5,400

FY 2001-2002 GRANT ACTIVITY

College of Education and Professional Studies (cont.)

Principal Investigator	Project/ Agency	Request	Indirect	Status	Amount
James DePaepe	Teachers: A Pre-Postsecondary Program/ OSPI	102,095	7,563	Denied	0
David Gee	Yakima Hispanic Health Nutrition Study/ WA State Attorney General	116,365	29,797	Denied	0
Craig Hughes	<i>Preparing Teachers for Linguistic Diversity/</i> <i>Dept. of Ed.</i>	299,287	15,144	<i>Pending</i>	
Connie Lambert	Teacher Education Advisory Board/ OSPI	1,050	0	Funded	1,050
Connie Lambert	<i>Board Certified Teachers Support/</i> <i>OSPI</i>	49,300	0	<i>Pending</i>	
Natalie Lupton	Implementing the Kiosk Concept/ NWACC	9,960	0	Denied	0
Linda Lynch	Recruitment for Vital Personnel/ OSPI	262,507	19,445	Funded	262,507
David Majsterek	Student Council for Exceptional Children/ OSPI	5,832	432	Funded	5,832

FY 2001-2002 GRANT ACTIVITY

College of the Sciences

Principal Investigator	Project/ Agency	Request	Indirect	Status	Amount
Patrick Bryan	Artificial Substrate & Juvenile Abalone/ USDA	97,856	15,623	Denied	0
Lourdes DeLeon	Osteological Collections at CWU/ National Park Service	74,914	10,228	Funded	74,713
Lourdes DeLeon	McNary Reservoir Collections/ Umatilla Indian Reservation	2,180	640	Funded	2,180
Terry Devietti	Spring Chinook Smolt Behavior/ Yakama Nation	9,450	0	Funded	9,450
Lisa Ely	Cluster Bedforms in Gravel-Bed Streams/ NSF	54,753	12,943	Denied	0
<i>Lisa Ely</i>	<i>Sediment Clusters in Rivers/ USGS/WSU</i>	<i>27,925</i>	<i>0</i>	<i>Pending</i>	
Agustin Fuentes	Primates in East Kalimantan, Indonesia/ Primate Conservation Inc.	5,000	0	Denied	0
Carey Gazis	Non-Point Sediment in Natural Rivers/ NSF	43,052	11,852	Denied	0
<i>Carey Gazis</i>	<i>Non-Point Source Sediment Loads/ USGS-WSU</i>	<i>27,150</i>	<i>0</i>	<i>Pending</i>	
<i>Carey Gazis</i>	<i>Stable Isotopes & Soil Water Budget/ NSF</i>	<i>73,378</i>	<i>18,047</i>	<i>Pending</i>	
<i>Steven Hackenberger</i>	<i>GIS Solar Insolation Models/ King County Roads Div.</i>	<i>2,992</i>	<i>961</i>	<i>Pending</i>	
Steven Hackenberger	PUD Curation Project/ Grant County PUD	94,886	17,230	Funded	94,886
Robert Hickey	LS & RLSK Layer Generation/ Oregon Dept. of Agriculture	5,500	0	Funded	5,500
David Hosford	I-90 Corridor Fungal Survey/ Wenatchee National Forest	10,000	870	Funded	10,000
Paul James	The Hyporheic Zone & Spring Chinook/ Bureau of Reclamation	18,943	1,666	Funded	18,943
Anne Johansen	ADVANCE Fellow Award/ NSF	129,843	25,393	Funded	121,179
Anne Johansen	Acid Rain Analysis/ National Park Service	7,500	682	Funded	7,500

FY 2001-2002 GRANT ACTIVITY

College of the Sciences (continued)

Principal Investigator	Project/ Agency	Request	Indirect	Status	Amount
Daniel Johnson	Active Magma Chambers at South Sister/ NSF	31,882	5,955	Funded	31,882
Boris Kovalerchuk	<i>Event and Link Mining/ NSF</i>	<i>173,957</i>	<i>49,378</i>	<i>Pending</i>	
Boris Kovalerchuk	High Speed Registration of Image Data/ National Reconnaissance Office	325,298	65,364	Denied	0
Boris Kovalerchuk	Methodology & Tools/Virtual Experts/ NIMA	175,336	35,002	Funded	175,336
Boris Kovalerchuk	Mathematical Frameworks/Conflation/ NIMA	138,315	30,070	Funded	138,315
Boris Kovalerchuk	<i>Hierarchical Evidentiary Reasoning/ NIMA</i>	<i>98,801</i>	<i>26,575</i>	<i>Pending</i>	
Boris Kovalerchuk	<i>4D Co-Registration of Multiple Images/ DARPA</i>	<i>397,184</i>	<i>87,151</i>	<i>Pending</i>	
Robert Kuhlken	2001-02 Native American Fellowships/ Bureau of Reclamation	200,000	19,421	Funded	200,000
Robert Kuhlken	<i>2002-03 Native American Fellowships/ Bureau of Reclamation</i>	<i>200,000</i>	<i>13,575</i>	<i>Pending</i>	
Martha Kurtz	<i>Pre-service Science & Math Curricula/ OSPI-NSF</i>	<i>45,000</i>	<i>13,884</i>	<i>Pending</i>	
Jeffrey Lee	<i>Geomorphology of Eastern Inyo Fault/ NSF</i>	<i>32,466</i>	<i>6,994</i>	<i>Pending</i>	
Jeffrey Lee	Supplement Cenozoic to Recent Faults/ NSF	3,915	525	Funded	3,915
Jeffrey Lee	Kinematic Evolution of Shear Zone/ NSF	49,040	8,743	Funded	24,720
Florence Lentz	Scholars in the Park/ Friends of South Cle Elum Depot	10,304	1,344	Funded	10,304
Florence Lentz	Scholars in the Park/ WA State Parks	10,302	1,344	Funded	10,302
Scott Lewis	<i>Intergrated Capstone Course/ NSF</i>	<i>14,993</i>	<i>3,107</i>	<i>Pending</i>	

FY 2001-2002 GRANT ACTIVITY

College of the Sciences (continued)

Principal Investigator	Project/ Agency	Request	Indirect	Status	Amount
Karl Lillquist	Geography of Japanese-American Relocation Camps/OSPI	25,000	1,742	Funded	20,500
Karl Lillquist	The Glaciers of Mt Hood, Oregon/ Mazamas	3,431	0	Funded	3,431
Pat Lubinski	2002 Saddle Mt. Archeological School/ BLM	10,000	1,304	Funded	10,000
Michael Lundin	Cornerstone Calculus/ NCTM	8,000	640	Denied	0
<i>Michael Lundin</i>	<i>MARCS Project/ NSF</i>	<i>463,920</i>	<i>107,055</i>	<i>Pending</i>	
Nicholas Malone	Assessment of Hylobatid Interactions/ Primate Conservation Inc.	2,825	0	Denied	0
Pat McCutcheon	Ohanapecosh Visitor Center/ National Park Service	5,000	652	Funded	5,000
<i>Tim Melbourne</i>	<i>Robust, Autonomous Geophysical Station/ NSF</i>	<i>175,676</i>	<i>13,893</i>	<i>Pending</i>	
Tim Melbourne	Global Seismicity & Surface Deformation/ NASA/JPL	14,157	3,940	Funded	14,157
Meghan Miller	GPS Receivers for PANGA/ NSF	103,812	4,165	Denied	0
Meghan Miller	Contemporary Cascadia Deformation/ NSF	50,992	13,013	Funded	66,274
<i>Meghan Miller</i>	<i>Current Deformation above Subduction Zones/NASA</i>	<i>91,115</i>	<i>10,076</i>	<i>Pending</i>	
<i>Meghan Miller</i>	<i>Acquisition of a Seattle Fault GPS Network/ NSF</i>	<i>277,293</i>	<i>29,635</i>	<i>Pending</i>	
Meghan Miller	Upgrading PANGA/ NSF	105,530	24,544	Funded	105,530
<i>Meghan Miller</i>	<i>Slip Budget for Crustal Faulting/ USGS</i>	<i>52,679</i>	<i>10,462</i>	<i>Pending</i>	

FY 2001-2002 GRANT ACTIVITY

College of the Sciences (continued)

Principal Investigator	Project/ Agency	Request	Indirect	Status	Amount
<i>Aaron Montgomery</i>	<i>Objective View of Function/ NSF</i>	62,672	11,543	<i>Pending</i>	
Holly Pinkart	Analysis of DNA Samples/ Lawrence Livermore	2,000	0	Funded	2,000
Holly Pinkart	Microbial Observatory / NSF	333,379	43,482	Funded	286,450
<i>Charles Rubin</i>	<i>Temporal Clustering of Earthquakes/NSF</i>	107,882	15,679	<i>Pending</i>	
<i>Charles Rubin</i>	<i>Patterns of Serial Fault Rupture/ NSF</i>	75,399	13,842	<i>Pending</i>	
<i>Charles Rubin</i>	<i>Slip Rate Along Fault System/ Lawrence Livermore</i>	32,852	0	<i>Pending</i>	
<i>Charles Rubin</i>	<i>Slip Rate Along Fault System/ USGS</i>	34,050	3,674	<i>Pending</i>	
<i>Charles Rubin</i>	<i>Eastern California Shear Zone/ SCEC</i>	27,627	6,408	<i>Pending</i>	
James Schwing	Computer Science Scholarships/ NSF	67,250	0	Funded	67,250
Elizabeth Street	Educational Consulting/ Morningside Academy	16,746	0	Funded	16,746
<i>Elizabeth Street</i>	<i>Educational Consulting/ Morningside Academy</i>	2,213	0	<i>Pending</i>	
<i>Steven Verhey</i>	<i>The <u>Spiroplams citri</u> Genome/ Oklahoma State/USDA</i>	53,077	68,94	<i>Pending</i>	
Steven Verhey	DNA Microarray Production Murdock Trust	7,000	0	Funded	7,000

FY 2001-2002 GRANT ACTIVITY

Office of Graduate Studies and Research

Principal Investigator	Project/ Agency	Request	Indirect	Status	Amount
Graeme Aggett	BOR LIDA Data Processing/ Bureau of Reclamation	20,000	0	Funded	20,000
Graeme Aggett	<i>RGIS Project/ USDA</i>	<i>134,000</i>	<i>0</i>	<i>Pending</i>	
Graeme Aggett	<i>Non-Point Source Water Quality USDA</i>	<i>24,000</i>	<i>4,560</i>	<i>Pending</i>	
Graeme Aggett	GIS-Based Watershed Education/ EPA	68,190	16,020	Denied	0
Wendy Bohrson	<i>STEP/NSF</i>	<i>77,133</i>	<i>14,872</i>	<i>Pending</i>	
James Cook	REU: Science & Environment/ NSF	112,485	7,500	Funded	105,008
James Cook	Humankind & the Environment/ NCUR/Lancy	22,500	0	Funded	22,500
Carol Findley	Retired & Senior Volunteers/ Corp. for National Service	52,372	1,778	Funded	70,967
Mary Lee Jensvold	<i>Enriching Care for Chimpanzees/ AALAS</i>	<i>7,992</i>	<i>0</i>	<i>Pending</i>	
Raymond Riznyk	Acquisition of Okanogan Acreage/ SRF Board	1,452,620	0	Denied	0
Raymond Riznyk	Jacob Javits Fellowship Dept. of Ed.	28,561	0	Funded	28,561
Robert Sorrells	<i>McNair Scholars Program 2002-03/Dept. of Ed.</i>	<i>231,026</i>	<i>13,943</i>	<i>Pending</i>	
Robert Sorrells	<i>McNair Technology Supplement/ Dept. of Ed.</i>	<i>10,000</i>	<i>0</i>	<i>Pending</i>	
Morris Uebelacker	<i>Union Gap Floodplain/ Bureau of Reclamation</i>	<i>151,015</i>	<i>38,995</i>	<i>Pending</i>	

FY 2001-2002 GRANT ACTIVITY

Academic Affairs

Principal Investigator	Project/ Agency	Request	Indirect	Status	Amount
David Hedrick	<i>North American Scholars/ SUNY-FIPSE</i>	11,129	824	<i>Pending</i>	
Darlene Maas	Student Support Services Supplement/Dept. of Ed.	27,754	0	Funded	27,754
Kevin Nemeth	Open Spaces Technology Center/ Dept. of Ed.	283,971	20,506	Funded	283,971
Karen Raymond	<i>Student Support Services/ Dept. of Ed.</i>	260,079	16,515	<i>Pending</i>	

Business Affairs

Principal Amount Investigator	Project/ Agency	Request	Indirect	Status
Steve Rittreiser 9,800	Crime Prevention/ Sheriffs & Police Chiefs	9,800	0	Funded

Student Affairs

Principal Investigator	Project/ Agency	Request	Indirect	Status	Amount
Mateo Arteaga	CAMP Supplement/ Dept. of Ed.	12,500	0	Funded	12,500
Mateo Arteaga	Educational Opportunity Center/ Year 1/Dept. of Ed.	437,551	32,411	Funded	250,377
Gail Farmer	<i>Project Safe and Sound/ Dept. of Justice</i>	196,308	19,475	<i>Pending</i>	
Karen Moawad	Early Childhood Learning Center/ WA DSHS	299,683	0	Funded	290,000
Lorinda Anderson	Building Virtual Service Learning Partnerships/ Campus Compact WWU	500	0	Funded	500
Lorinda Anderson	Service Learning Training Program/ Campus Compact/WWU	2,500	0	Funded	2,500
Robert Trumpy	Alcohol Impaired Driving/ Highway Traffic Safety Adm.	134,192	34,310	Denied	0