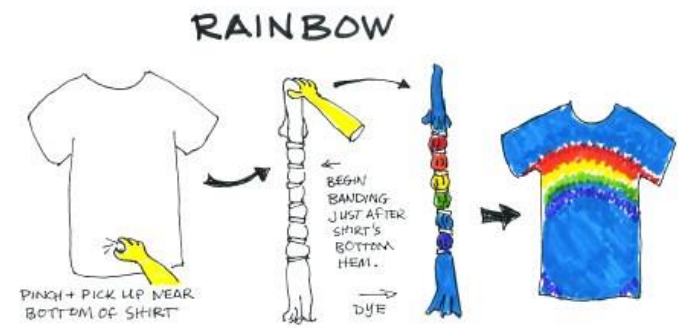
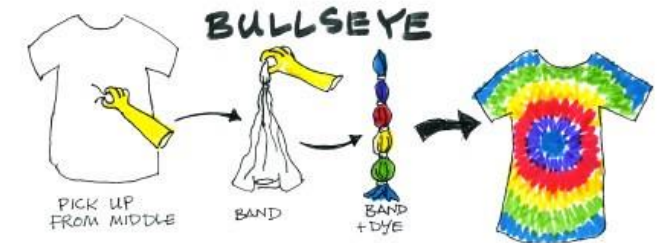
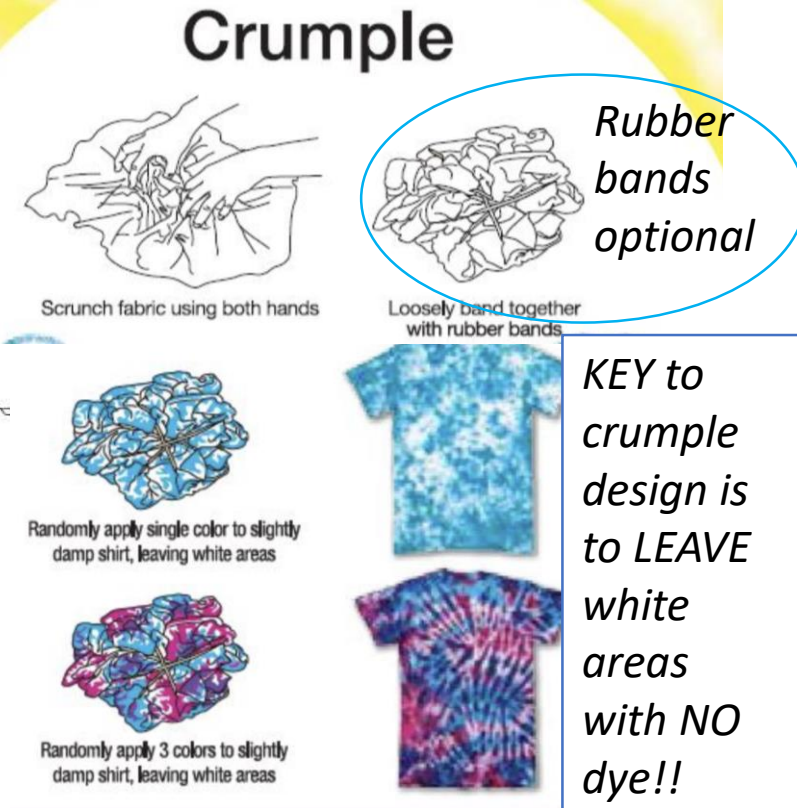
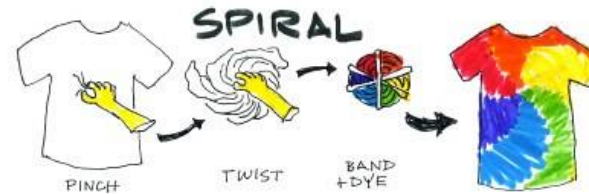

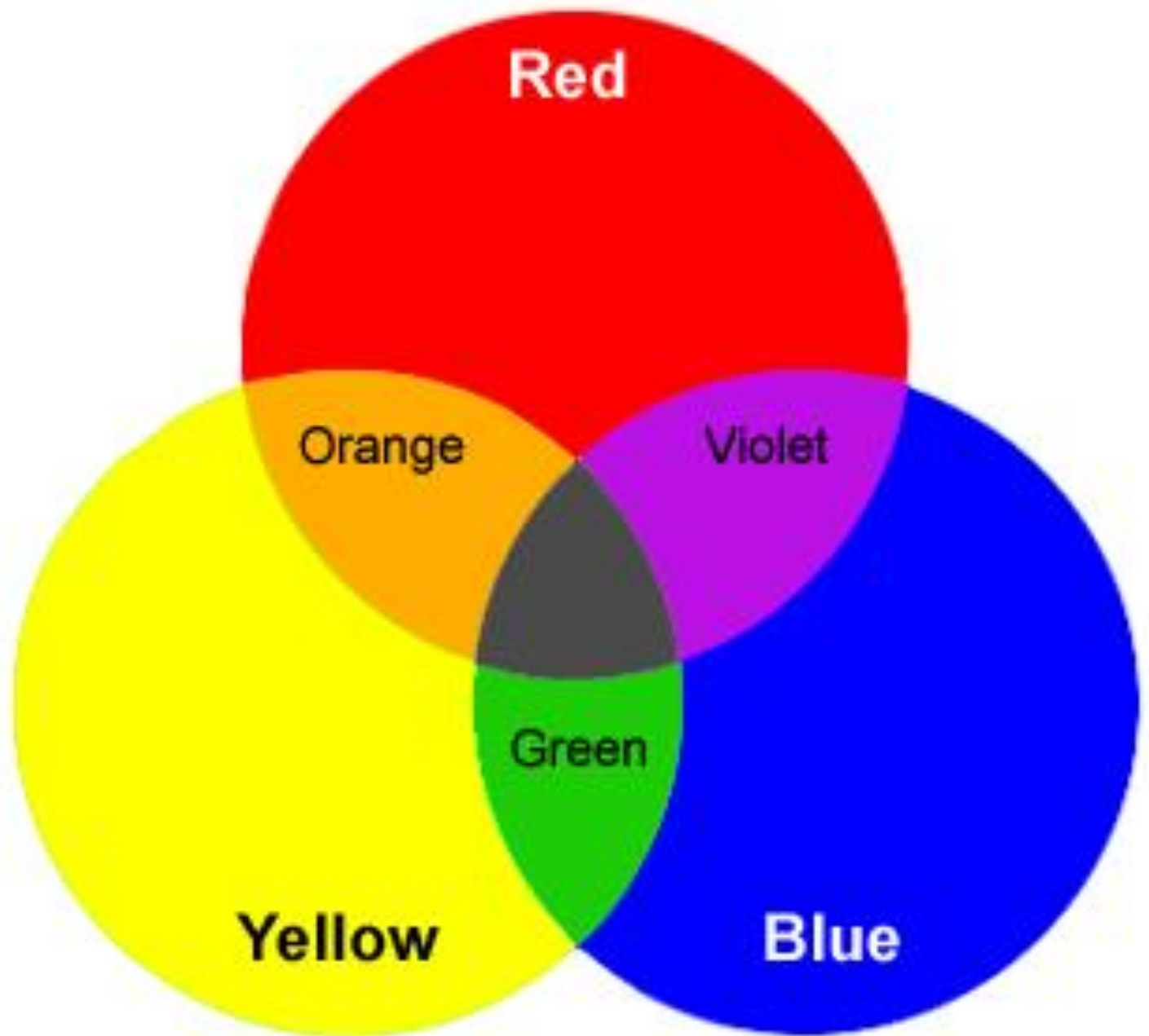


Tie-dye your lab coat!

- Wear goggles and gloves!!!
- Pre-soak in warm vinegar solution
- Create design using rubber bands
- Set lab coat on rack over empty tub, make sure lab coat is not touching bottom of tub
- Apply dye in desired pattern
- Place in plastic bag & label
- Come back to pick it up!
 - See care instructions for final steps



Color Mixing



First Wash Instructions for Tie-dyed Lab coats

- Leave lab coat in the bag for **8 to 24 hours**, the longer the better!
 - 1. *Can microwave in the bag until hot (2-3 min) to improve color intensity and retention, but **ONLY** if there are **NO** metal parts!*
- Once you are ready to rinse lab coat, open the back up in a sink, bathtub, or even outside with garden hose - *somewhere you can easily clean and won't be ruined if dye gets on it.*
- With gloves (optional), rinse the rubber banded lab coat in **COLD** running water until the water stream looks pale and diluted. It is normal to have dye flow out the of fabric.
- Cut off the rubber bands and take a look at your design!
 - 1. *These lab coats are mainly polyester, so the color intensity will be less than most of your other clothes, which are mainly cotton or used industrial dyeing techniques*
- Continue rinsing in **WARM** water until it is *fairly* clear.
- Wash the lab coat **SEPARATELY** (not even another dyed lab coat) in a washing machine with detergent.
 - 1. Rinse washing machine – run empty (or an old towel, shirt) with detergent on hottest setting possible.
- **IMMEDIATELY** dry on **HIGH** heat to set the dye, if you leave in washer colors may blend.



After-Care Instructions for Tie-dyed Lab coats

- Wash in **COLD** water
- Use mild detergent (pH balanced)
- Hand wash is recommended, but gentle cycle on washing machine is ok
- Always wash separately
- Wash inside out
- Do **NOT**
 - Bleach
 - Dry in direct sunlight – it will bleach!
 - Dry clean
 - Use fabric softener
- Dry on low heat or air dry